

Features :

- Interdigitated amplifying gates
- Fast turn-on and high di/dt
- Low switching losses
- Short turn-off time
- Hermetic metal cases with ceramic insulators

$I_{T(AV)}$ 900A
 V_{DRM}/V_{RRM} 1200 ~ 1600V
 t_q 18 ~ 36 μ s
 I_{TSM} 10.0 kA

Typical Applications

- Inductive heating
- Electronic welders
- Self-commutated inverters
- AC motor speed control

SYMBOL	CHARACTERISTIC	TEST CONDITIONS		$T_j(^{\circ}C)$	VALUE			UNIT
					Min	Type	Max	
$I_{T(AV)}$	Mean on-state current	180° half sine wave 50Hz Double side cooled,	$T_c=55^{\circ}C$	125			900	A
V_{DRM} V_{RRM}	Repetitive peak off-state voltage Repetitive peak reverse voltage	$t_p=10ms$		125	1200		1600	V
I_{DRM} I_{RRM}	Repetitive peak off-state current Repetitive peak reverse current	at V_{DRM} at V_{RRM}		125			50	mA
I_{TSM}	Surge on-state current	10ms half sine wave		125			10	kA
I^2t	I^2t for fusing coordination	$V_R=0.6V_{RRM}$					500	$A^2s \cdot 10^3$
V_{TO}	Threshold voltage			125			1.70	V
r_T	On-state slope resistance						0.48	m Ω
V_{TM}	Peak on-state voltage	$I_{TM}=1500A, F=18kN$		25			3.15	V
dv/dt	Critical rate of rise of off-state voltage	$V_{DM}=0.67V_{DRM}$		125			1000	V/ μ s
di/dt	Critical rate of rise of on-state current	$V_{DM}=67\%V_{DRM}$ to 1600A Gate pulse $t_r \leq 0.5\mu s, I_{GM}=1.5A$		125			1500	A/ μ s
Q_{tr}	Recovery charge	$I_{TM}=1000A, t_p=4000\mu s,$ $di/dt=-20A/\mu s, V_R=100V$		125		33	50	μC
t_q	Circuit commutated turn-off time	$I_{TM}=1000A, t_p=4000\mu s, V_R=100V$ $dv/dt=30V/\mu s, di/dt=-20A/\mu s$		125	18		36	μs
I_{GT}	Gate trigger current	$V_A=12V, I_A=1A$		25	30		250	mA
V_{GT}	Gate trigger voltage				0.8		3.0	V
I_H	Holding current				20		400	mA
I_L	Latching current						500	mA
V_{GD}	Non-trigger gate voltage	$V_{DM}=67\%V_{DRM}$		125			0.3	V
$R_{th(j-c)}$	Thermal resistance Junction to case	D.C. double side cooled Clamping force 18kN					0.028	$^{\circ}C/W$
$R_{th(c-h)}$	Thermal resistance case to heat sink						0.0075	
F_m	Mounting force				15		20	kN
T_{vj}	Junction temperature				-40		125	$^{\circ}C$
T_{stg}	Stored temperature				-40		140	$^{\circ}C$
W_t	Weight					320		g
Outline	P09							

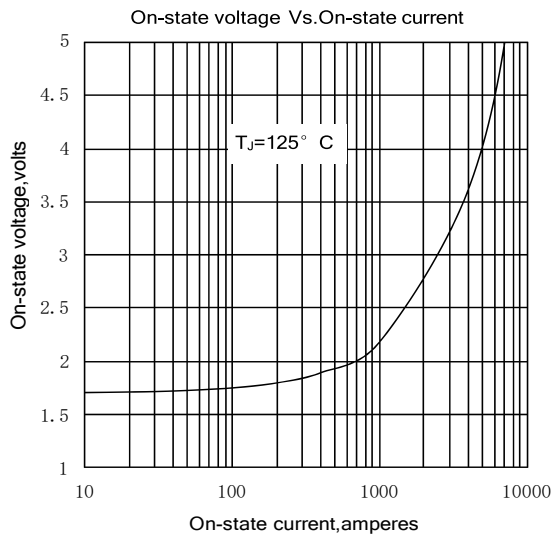


Fig. 1

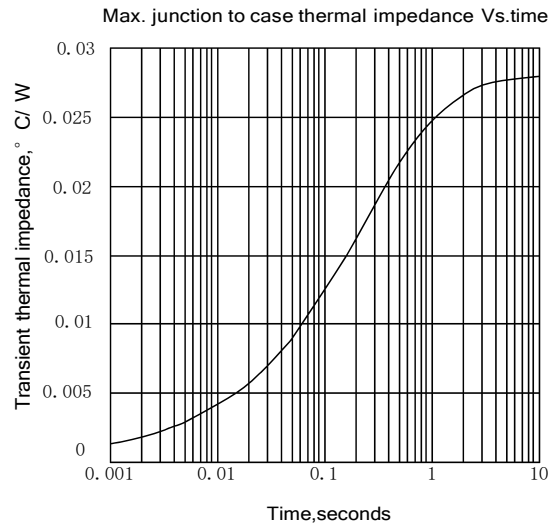


Fig. 2

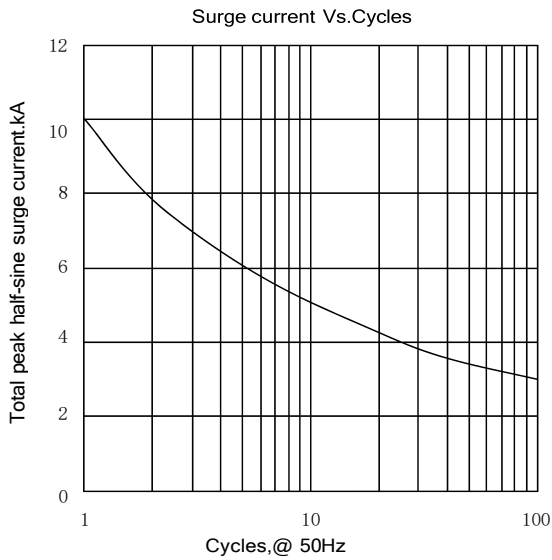


Fig. 3

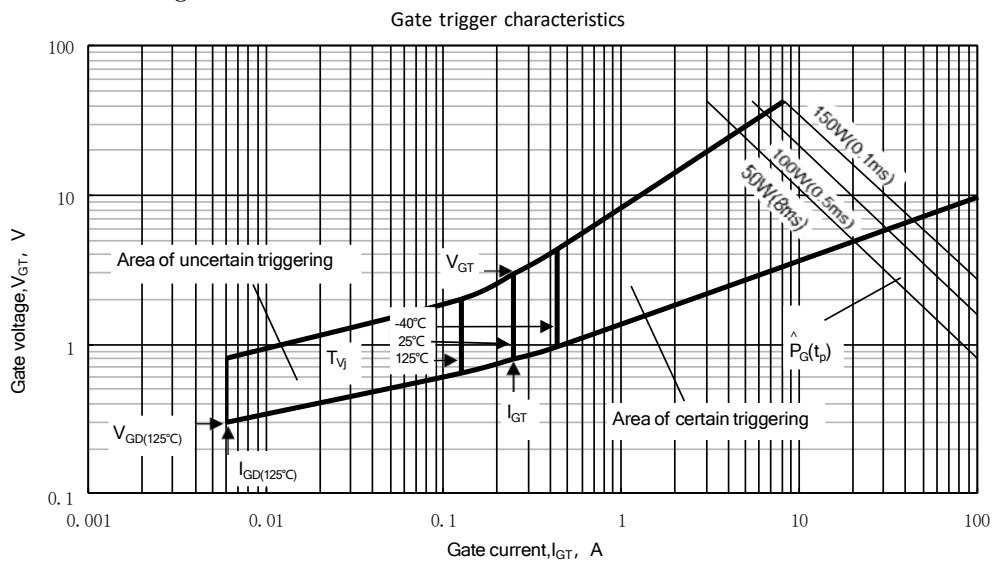
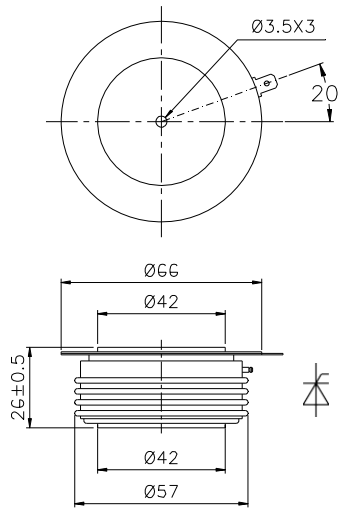


Fig. 4

Outline:



Nlps reserves the right to change specifications without notice.