

**Features**

- Center amplifying gate
- Metal case with ceramic insulator
- Low on-state and switching losses

**Typical Applications**

- AC controllers
- DC and AC motor control
- Controlled rectifiers

**$I_{T(AV)}$  700A**  
 **$V_{DRM}/V_{RRM}$  1100~1800V**  
 **$I_{TSM}$  8.3 kA**  
 **$I^2t$  344  $10^3 A^2S$**



SYMBOL	CHARACTERISTIC	TEST CONDITIONS		T <sub>J</sub> (°C)	VALUE			UNIT
					Min	Type	Max	
$I_{T(AV)}$	Mean on-state current	180° half sine wave 50Hz Double side cooled,	T <sub>C</sub> =70°C				700	
$V_{DRM}$ $V_{RRM}$	Repetitive peak off-state voltage Repetitive peak reverse voltage	tp=10ms		125	1100		1800	V
$I_{DRM}$ $I_{RRM}$	Repetitive peak current	at $V_{DRM}$ at $V_{RRM}$		125			30	mA
$I_{TSM}$	Surge on-state current	10ms half sine wave $V_R=0.6V_{RRM}$		125			8.3	kA
$I^2t$	$I^2t$ for fusing coordination						344	A <sup>2</sup> s*10 <sup>3</sup>
$V_{TO}$	Threshold voltage			125			0.83	V
$r_T$	On-state slope resistance						0.53	mΩ
$V_{TM}$	Peak on-state voltage	$I_{TM}=1550A, F=7.0kN$		25			1.65	V
dv/dt	Critical rate of rise of off-state voltage	$V_{DM}=0.67V_{DRM}$		125			1000	V/μs
di/dt	Critical rate of rise of on-state current	$V_{DM}= 67\%V_{DRM}$ to 800A, Gate pulse $t_r \leq 0.5\mu s$ $I_{GM}=1.5A$ Repetitive		125			100	A/μs
$Q_{rr}$	Recovery charge	$I_{TM}=800A, tp=2000\mu s, di/dt=-20A/\mu s,$ $V_R =50V$		125		1030		μC
$I_{GT}$	Gate trigger current	$V_A=12V, I_A=1A$		25	35		250	mA
$V_{GT}$	Gate trigger voltage				0.8		2.5	V
$I_H$	Holding current				20		200	mA
$V_{GD}$	Non-trigger gate voltage	$V_{DM}=0.67V_{DRM}$		125	0.3			V
$R_{th(j-c)}$	Thermal resistance Junction to case	DC: double side cooled Clamping force 7.0kN					0.045	°C /W
$R_{th(c-h)}$	Thermal resistance case to heat sink						0.010	
$m$	Mounting force				5.3		10	kN
$T_{stg}$	Stored temperature				-40		140	°C
$W_t$	Weight					80		g
Outline	P02							

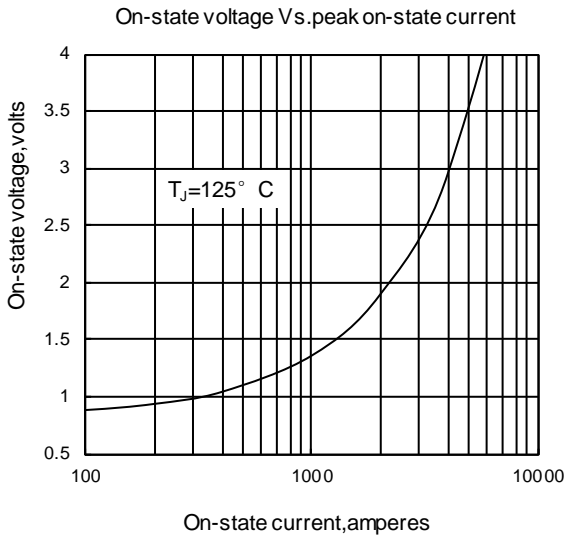


Fig1

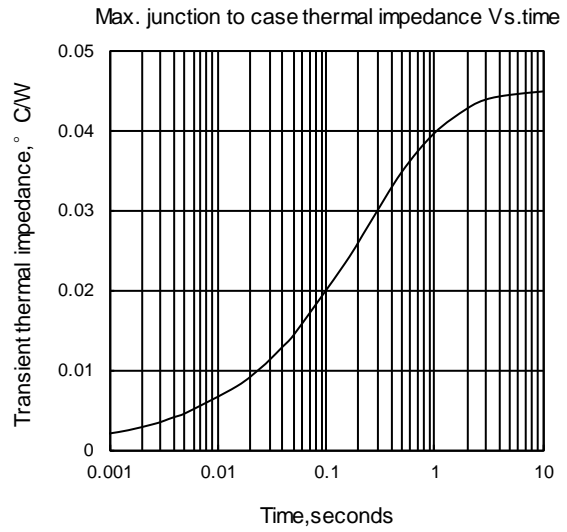


Fig2

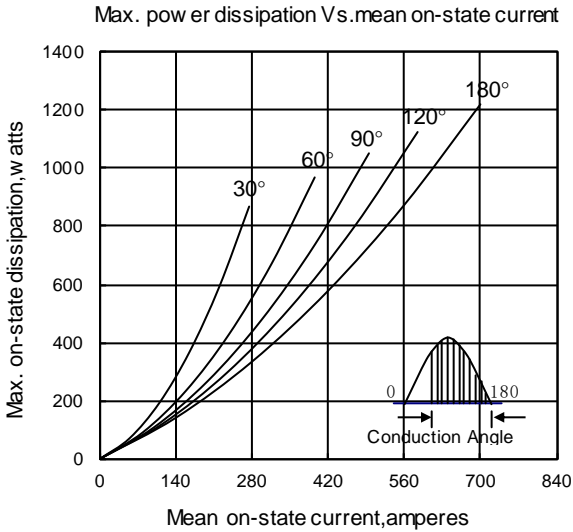


Fig3

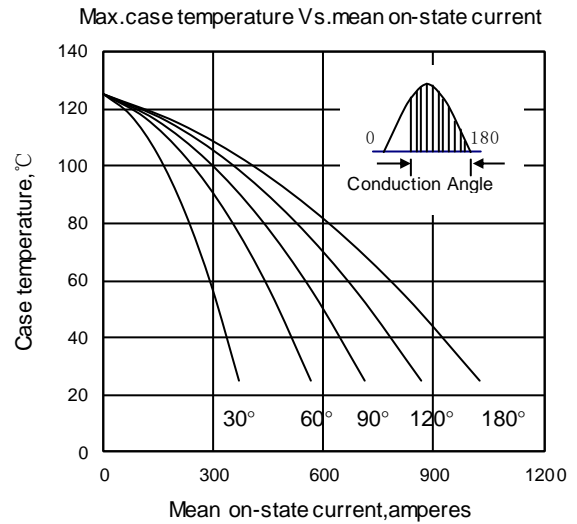


Fig4

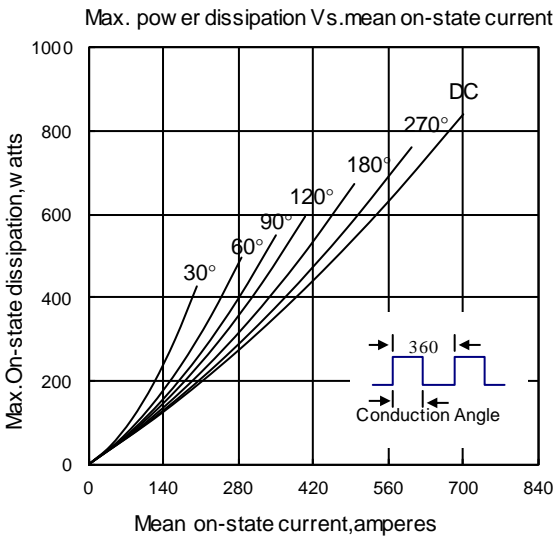


Fig5

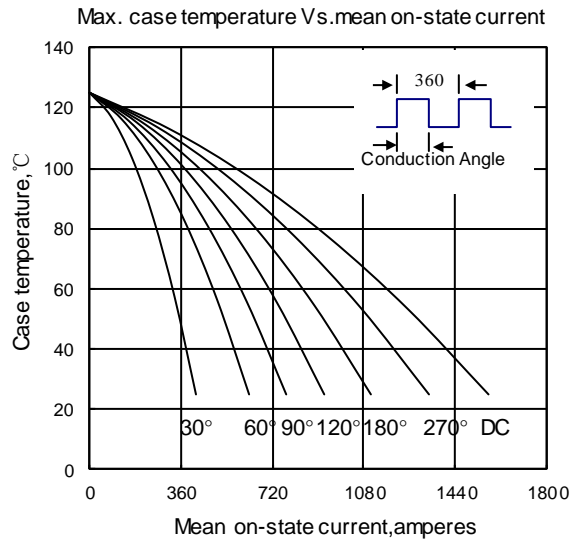


Fig6

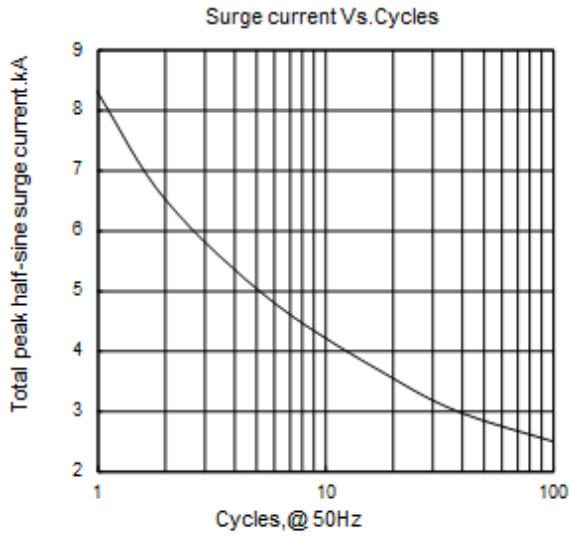


Fig7

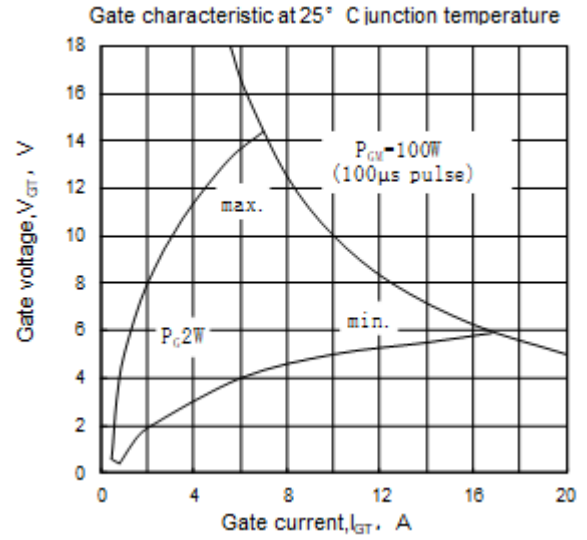


Fig8

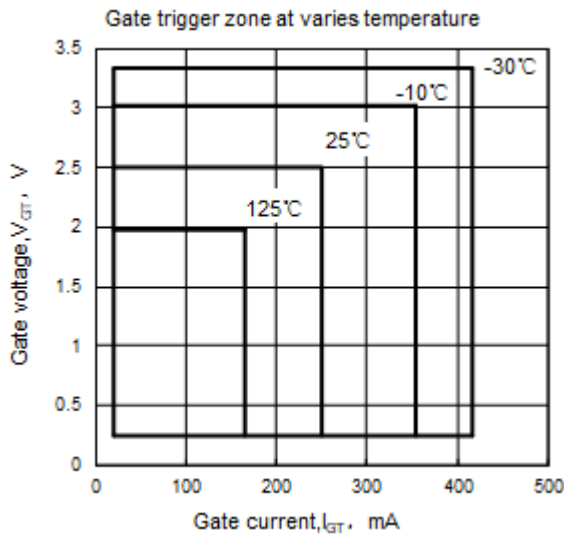
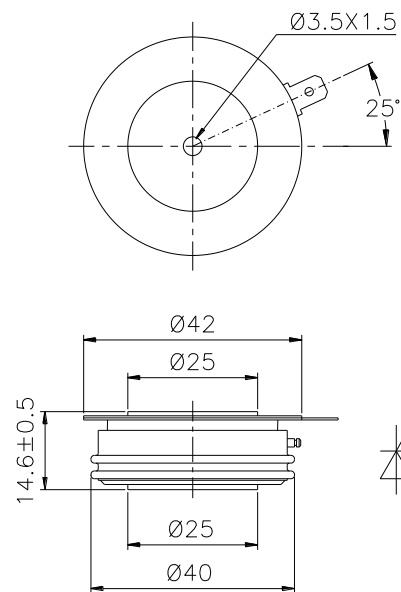


Fig9



Nlps reserves the right to change specifications without notice.