

Features

- Interdigitated amplifying gates
- Fast turn-on and high di/dt
- Low switching losses

Typical Applications

- Inductive heating
- Electronic welders
- Self-commutated inverters

$I_{T(AV)}$	3600A
V_{DRM}/V_{RRM}	1600 ~ 2200V
t_q	30~60μs
I_{TSM}	40 kA
I^2t	8000 10³A²S

SYMBOL	CHARACTERISTIC	TEST CONDITIONS		T _f (°C)	VALUE			UNIT
					Min	Type	Max	
$I_{T(AV)}$	Mean on-state current	180° half sine wave 50Hz Double side cooled,	T _C =55°C	125			3600	A
V_{DRM} V_{RRM}	Repetitive peak off-state voltage Repetitive peak reverse voltage	tp=10ms		125	1600		2200	V
I_{DRM} I_{RRM}	Repetitive peak current	at V_{DRM} at V_{RRM}		125			250	mA
I_{TSM}	Surge on-state current	10ms half sine wave		125			40	kA
I^2t	I^2t for fusing coordination	$V_R=0.6V_{RRM}$					8000	A ² s*10 ³
V_{TO}	Threshold voltage			125			1.14	V
r_T	On-state slope resistance						0.12	mΩ
V_{TM}	Peak on-state voltage	$I_{TM}=5000A, F=60kN$		25			1.85	V
dv/dt	Critical rate of rise of off-state voltage	$V_{DM}=0.67V_{DRM}$		125			1000	V/ μ s
di/dt	Critical rate of rise of on-state current	$V_{DM}=0.67V_{DRM}$ Gate pulse $t_r \leq 0.5\mu s$ $I_{GM}=1.5A$		125			1200	A/ μ s
Q_{rr}	Recovery charge	$I_{TM}=2000A, tp=4000\mu s,$ $di/dt=-20A/\mu s, V_R=50V$		125		1100		μC
t_q	Circuit commutated turn-off time	$I_{TM}=2000A, tp=4000\mu s, V_R=50V$ $dv/dt=30V/\mu s, di/dt=-20A/\mu s$		125	30		60	μs
I_{GT}	Gate trigger current	$V_A=12V, I_A=1A$		25	40		450	mA
V_{GT}	Gate trigger voltage				0.9		4.5	V
I_H	Holding current				20		1000	mA
V_{GD}	Non-trigger gate voltage	$V_{DM}=67\%V_{DRM}$		125			0.3	V
$R_{th(j-c)}$	Thermal resistance Junction to case	D.C. Double side cooled Clamping force 60kN					0.0085	°C/W
$R_{th(c-h)}$	Thermal resistance case to heat sink						0.0020	
F_m	Mounting force				50		70	kN
T_{vj}	Junction temperature				-40		125	°C
T_{stg}	Stored temperature				-40		140	°C
W_t	Weight					1100		g
Outline	P17a							

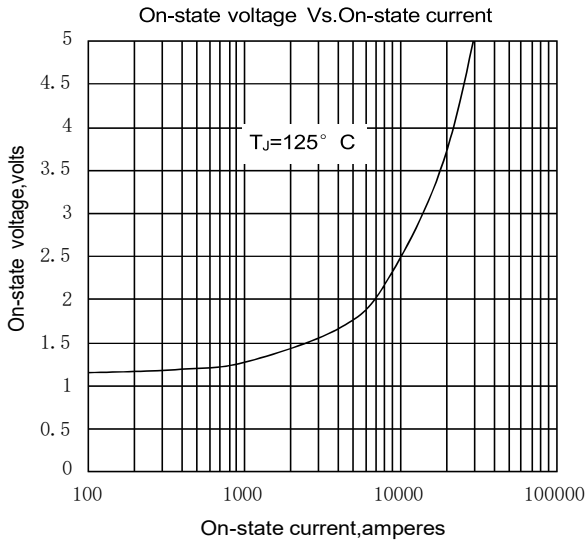


Fig.1

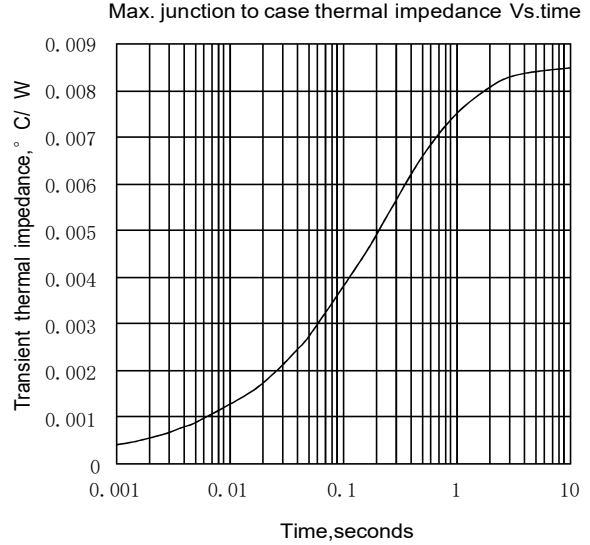


Fig.2

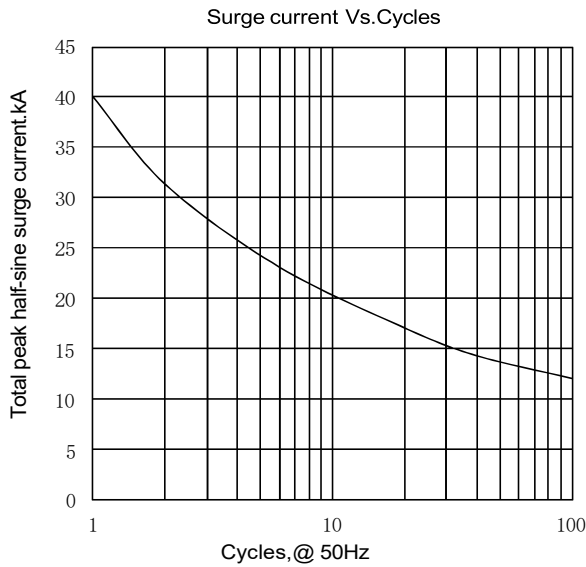


Fig.3

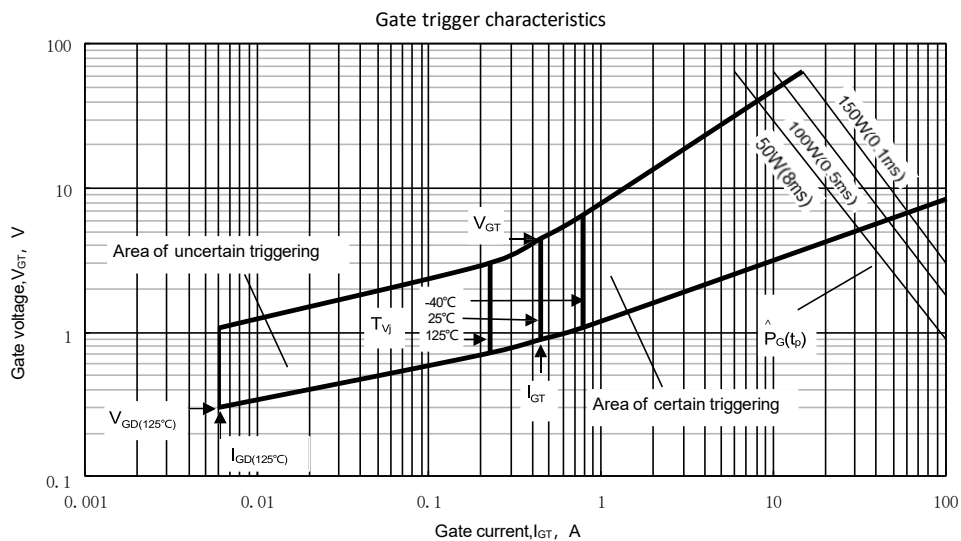
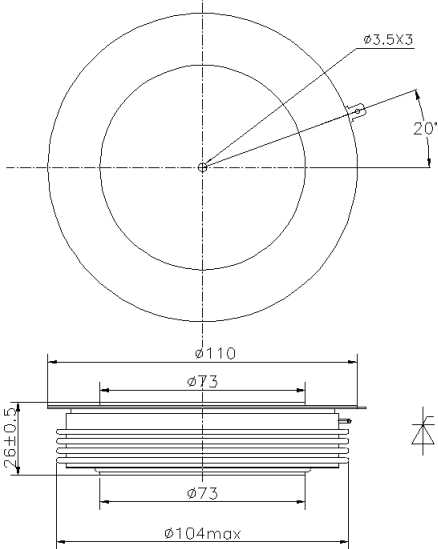


Fig.4

Outline:



Nlps reserves the right to change specifications without notice.