

Features

- Center amplifying gate
- Metal case with ceramic insulator
- Low on-state and switching losses

Typical Applications

- AC controllers
- DC and AC motor control
- Controlled rectifiers

$I_{T(AV)}$ 1800 A
 V_{DRM}/V_{RRM} 5600-6500V
 I_{TSM} 32 kA
 I^2t 5120 10³A²S



SYMBOL	CHARACTERISTIC	TEST CONDITIONS	T _j (°C)	VALUE			UNIT
				Min	Type	Max	
I _{T(AV)}	Mean on-state current	180° half sine wave 50Hz Double side cooled, T _C =70°C	125			1800	A
V _{DRM} V _{RRM}	Repetitive peak off-state voltage Repetitive peak reverse voltage	tp=10ms	125	5600		6500	V
I _{DRM} I _{RRM}	Repetitive peak current	at V _{DRM} at V _{RRM}	125			600	mA
I _{TSM}	Surge on-state current	10ms half sine wave V _R =0.6V _{RRM}	125			32	kA
I ² t	I ² t for fusing coordination					5120	A ² s*10 ³
V _{TO}	Threshold voltage		125			1.22	V
r _T	On-state slope resistance					0.42	mΩ
V _{TM}	Peak on-state voltage	I _{TM} =1600A, F=70kN	125			1.90	V
dv/dt	Critical rate of rise of off-state voltage	V _{DM} =0.67V _{DRM}	125			2000	V/μs
di/dt	Critical rate of rise of on-state current	V _{DM} = 67%V _{DRM} to 3000A, Gate pulse tr ≤0.5μs I _{GM} = 1.5A	125			250	A/μs
Q _{rr}	Recovery charge	I _{TM} =2000A, tp=2000μs, di/dt=-5A/μs, V _R =50V	125		4500		μC
I _{GT}	Gate trigger current			40		300	mA
V _{GT}	Gate trigger voltage	V _A =12V, I _A =1A	25	0.8		3.0	V
I _H	Holding current			25		250	mA
V _{GD}	Non-trigger gate voltage	V _{DM} =67%V _{DRM}	125	0.3			V
R _{th(j-c)}	Thermal resistance Junction to case	DC: double side cooled				0.009	°C/W
R _{th(c-h)}	Thermal resistance case to heatsink	Clamping force 70.0kN				0.002	°C/W
F _m	Mounting force			63	70	84	kN
T _{stg}	Stored temperature			-40		140	°C
W _t	Weight				1920		g
Outline	P28						

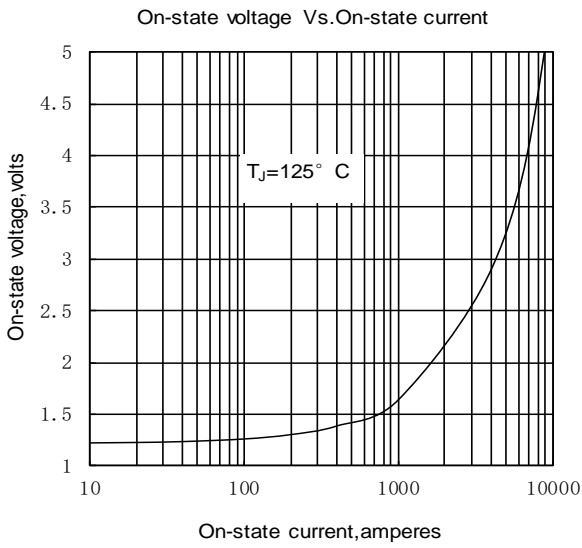


Fig.1

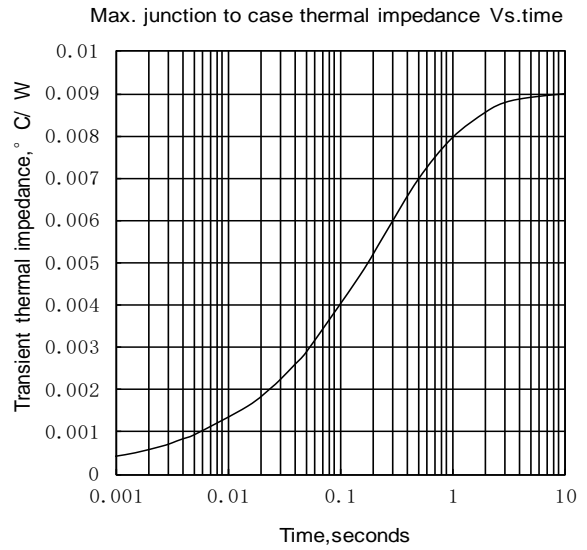


Fig.2

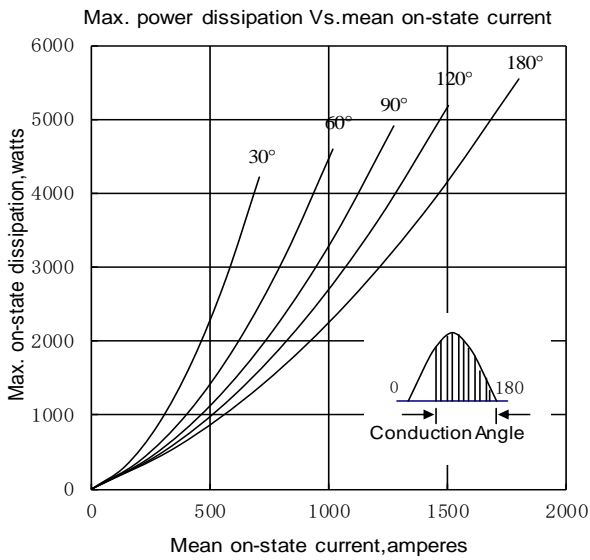


Fig.3

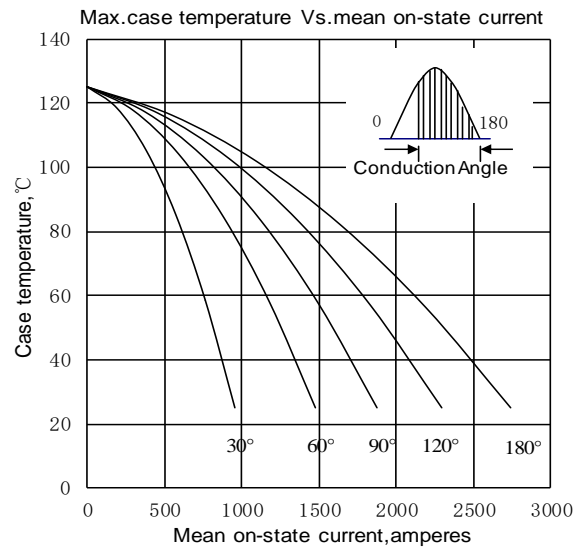


Fig.4

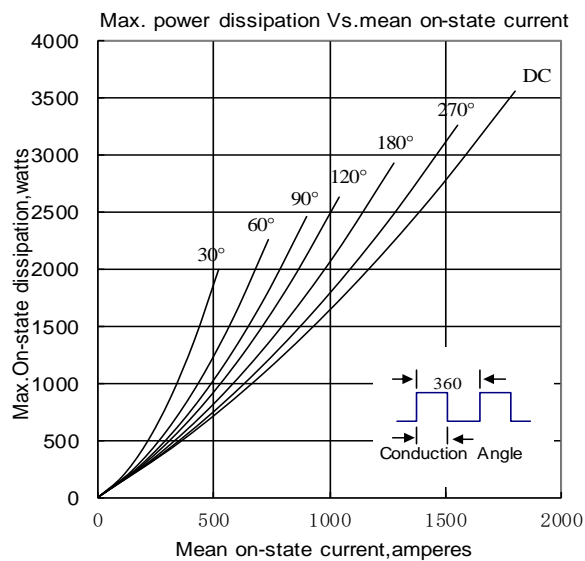


Fig.5

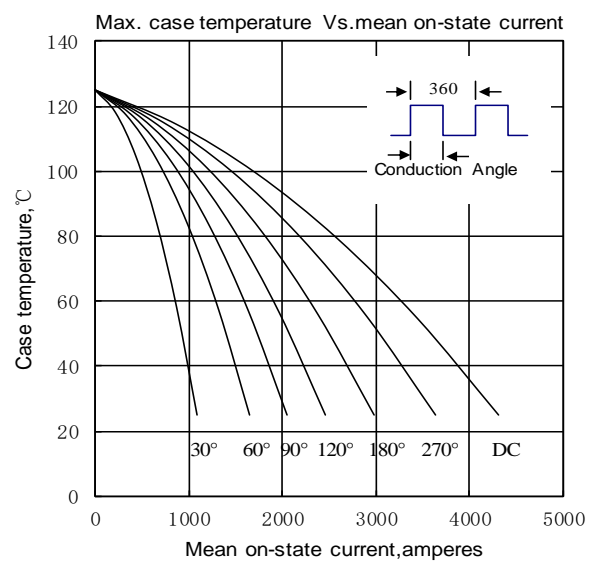


Fig.6

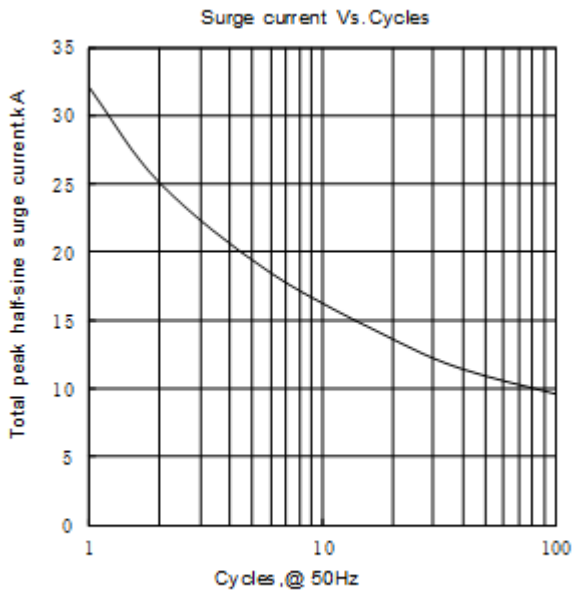


Fig. 7

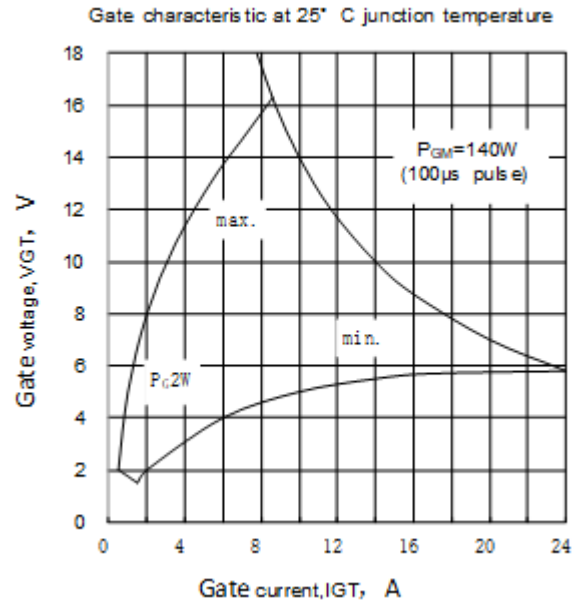


Fig. 8

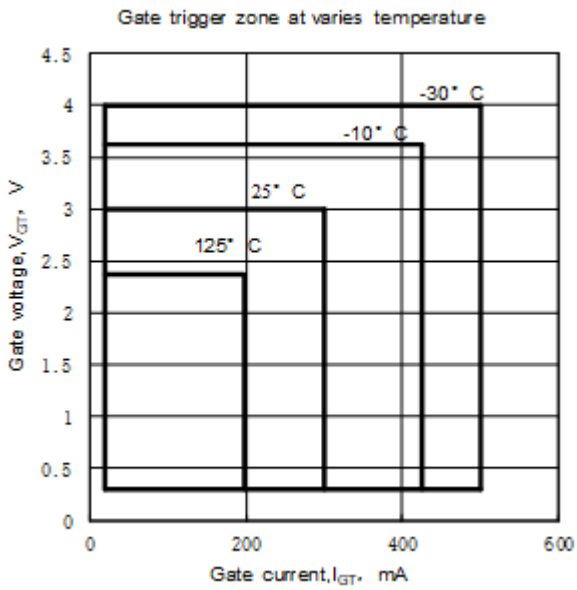
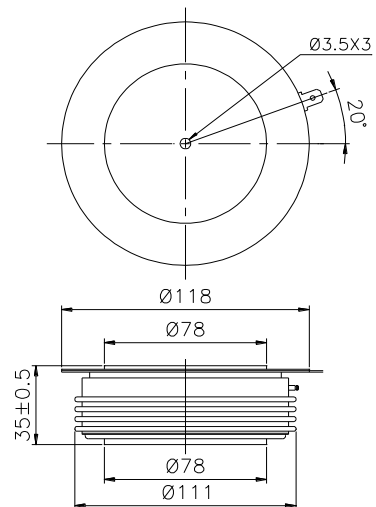


Fig. 9



Nlps reserves the right to change specifications without notice.