

Features

- Center amplifying gate
- Metal case with ceramic insulator
- Low on-state and switching losses

Typical Applications

- AC controllers
- DC and AC motor control
- Controlled rectifiers

$I_{T(AV)}$ 1760A
 V_{DRM}/V_{RRM} 1100 ~ 1800V
 I_{TSM} 26 kA
 I^2t 3380 10³A²S

SYMBOL	CHARACTERISTIC	TEST CONDITIONS		T _j (°C)	VALUE			UNIT
					Min	Type	Max	
$I_{T(AV)}$	Mean on-state current	180° half sine wave 50Hz Double side cooled,	$T_C=70^\circ\text{C}$	125			1760	A
V_{DRM} V_{RRM}	Repetitive peak off-state voltage Repetitive peak reverse voltage	tp=10ms		125	1100		1800	V
I_{DRM} I_{RRM}	Repetitive peak current	at V_{DRM} at V_{RRM}		125			100	mA
I_{TSM}	Surge on-state current	10ms half sine wave		125			26	kA
I^2t	I^2t for fusing coordination	$V_R=0.6V_{RRM}$					3380	A ² s*10 ³
V_{TO}	Threshold voltage			125			0.95	V
r_T	On-state slope resistance						0.18	mΩ
V_{TM}	Peak on-state voltage	$I_{TM}=3000A, F=26kN$		25			2.00	V
dv/dt	Critical rate of rise of off-state voltage	$V_{DM}=0.67V_{DRM}$		125			1000	V/μs
di/dt	Critical rate of rise of on-state current	$V_{DM}=67\%V_{DRM}$ to2500A, Gate pulse $t_r \leq 0.5\mu s$ $I_{GM}=1.5A$		125			200	A/μs
Q_{rr}	Recovery charge	$I_{TM}=1000A, tp=4000\mu s, di/dt=-20A/\mu s,$ $V_R=100V$		125		1500		μC
I_{GT}	Gate trigger current	$V_A=12V, I_A=1A$		25	40		300	mA
V_{GT}	Gate trigger voltage				0.8		3.0	V
I_H	Holding current				20		300	mA
I_L	Latching current						1000	mA
V_{GD}	Non-trigger gate voltage	$V_{DM}=67\%V_{DRM}$		125			0.3	V
$R_{th(j-c)}$	Thermal resistance Junction to case	D.C. double side cooled Clamping force 26kN					0.018	°C/W
$R_{th(c-h)}$	Thermal resistance case to heatsink						0.004	
F_m	Mounting force				21		30	kN
T_{vj}	Junction temperature				-40		125	°C
T_{stg}	Stored temperature				-40		140	°C
W_t	Weight					590		g
Outline	P12a							

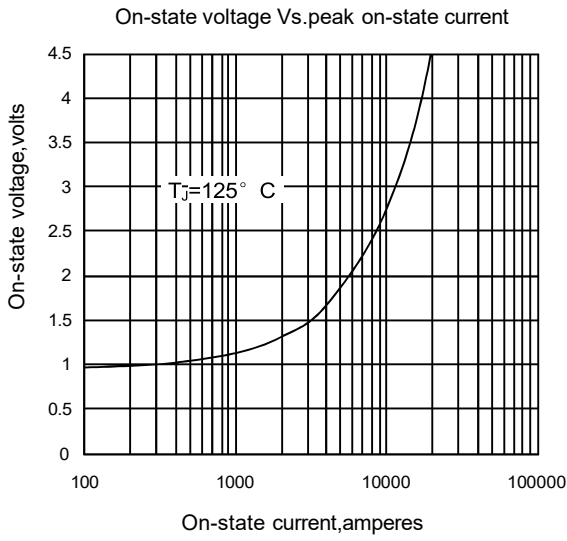


Fig1

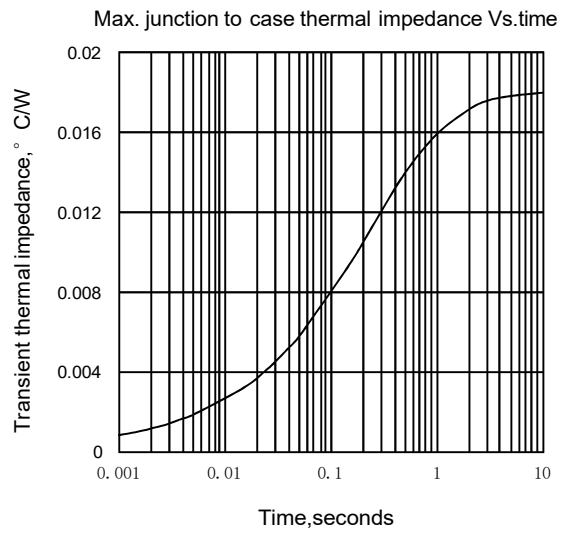


Fig2

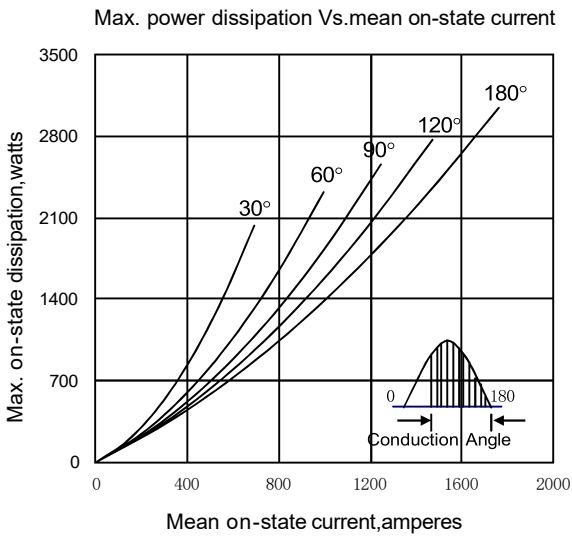


Fig3

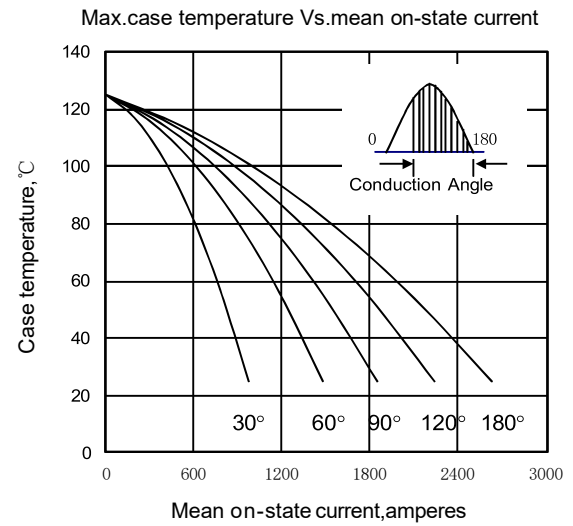


Fig4

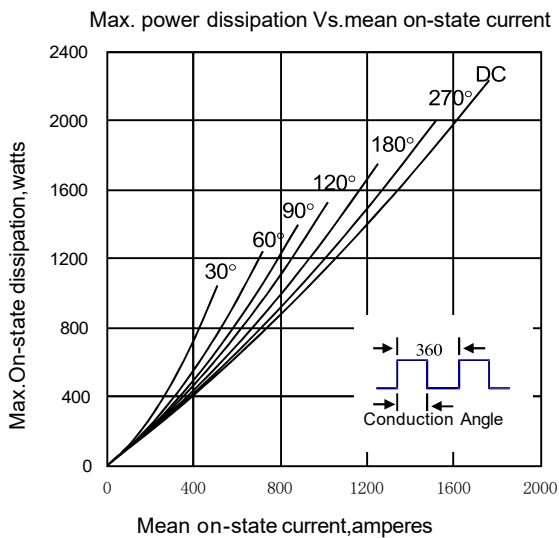


Fig5

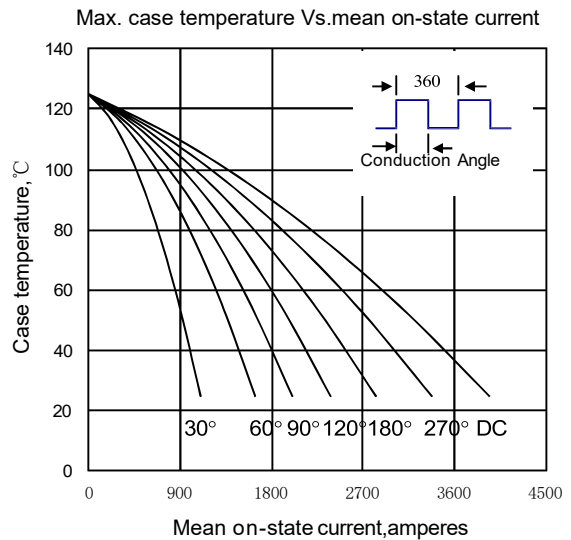


Fig6

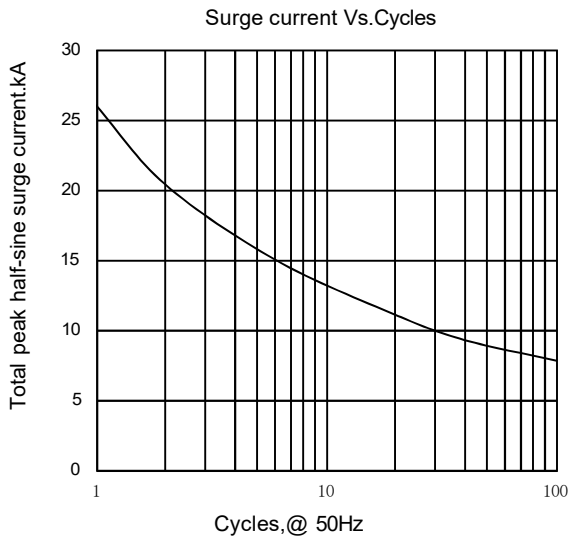


Fig7

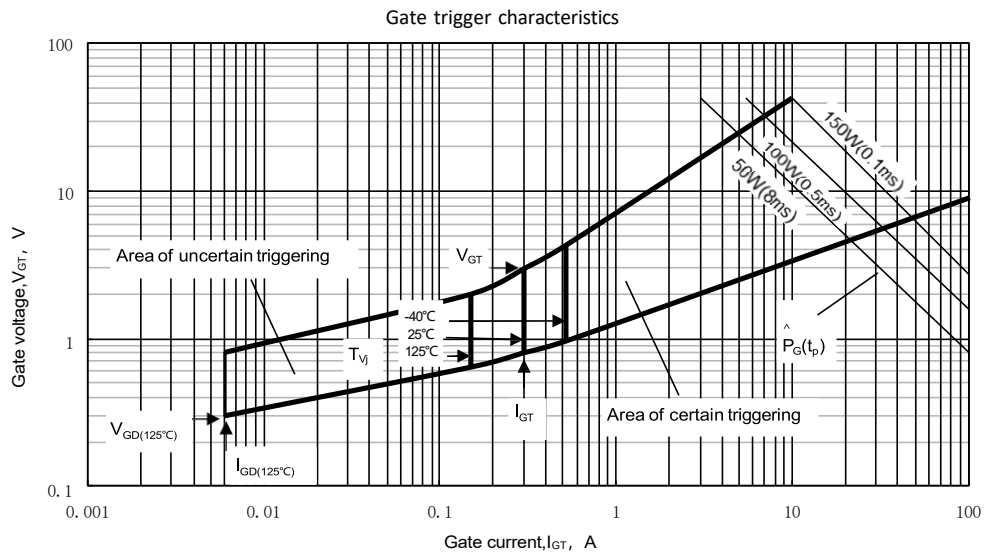
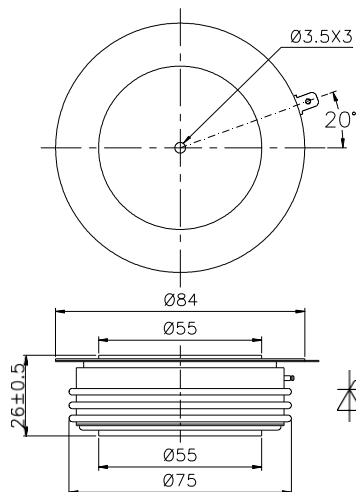


Fig. 8

Outline:



Nlps reserves the right to change specifications without notice.