

Features :

- Isolated mounting base 3000V~
- Pressure contact technology with
Increased power cycling capability
- Space and weight saving

Typical Applications

- Various rectifiers
- DC supply for PWM inverter

V _{RSM}	V _{RRM}	品名
2100V	2000V	Mx300D200
2300V	2200V	Mx300D220
2600V	2500V	Mx300D250

SYMBOL	CHARACTERISTIC	TEST CONDITIONS	T _j (°C)	VALUE			UNIT
				Min.	Typ.	Max.	
I _{F(AV)}	Mean forward current	180° half sine wave 50Hz Single side cooled, T _C =100°C	150			300	A
I _{F(RMS)}	RMS forward current		150			471	A
I _{RRM}	Repetitive peak current	at V _{RRM}	150			20	mA
I _{FSM}	Surge forward current	10ms half sine wave V _R =0.6V _{RRM}	150			10	kA
I ² t	I ² t for fusing coordination					500	A ² s*10 ³
V _{FO}	Threshold voltage		150			0.80	V
r _F	Forward slope resistance					0.50	mΩ
V _{FM}	Peak forward voltage	I _{FM} =900A	25			1.45	V
R _{th(j-c)}	Thermal resistance Junction to case	D.C. Single side cooled per chip				0.12	°C/W
R _{th(c-h)}	Thermal resistance case to heatsink	D.C. Single side cooled per chip				0.04	°C/W
V _{iso}	Isolation voltage	50Hz, R.M.S, t=1min, I _{iso} :1mA(max)		3000			V
F _m	Terminal connection torque(M8)				12.0		N-m
	Mounting torque(M6)				6.0		N-m
T _{vj}	Junction temperature			-40		150	°C
T _{stg}	Stored temperature			-40		125	°C
W _t	Weight				810		g
Outline	M03						

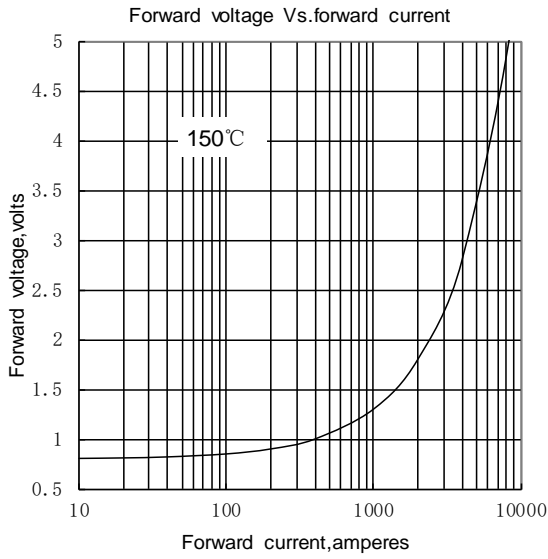


Fig.1

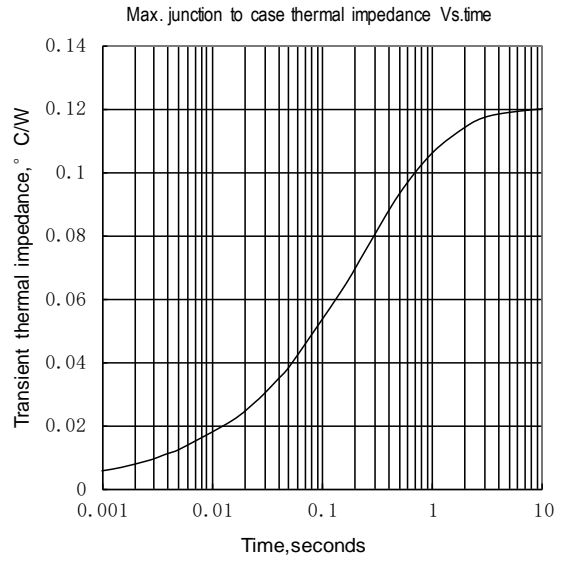


Fig.2

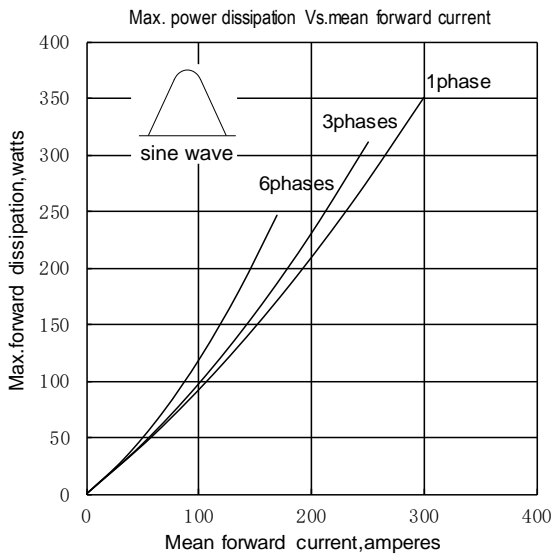


Fig.3

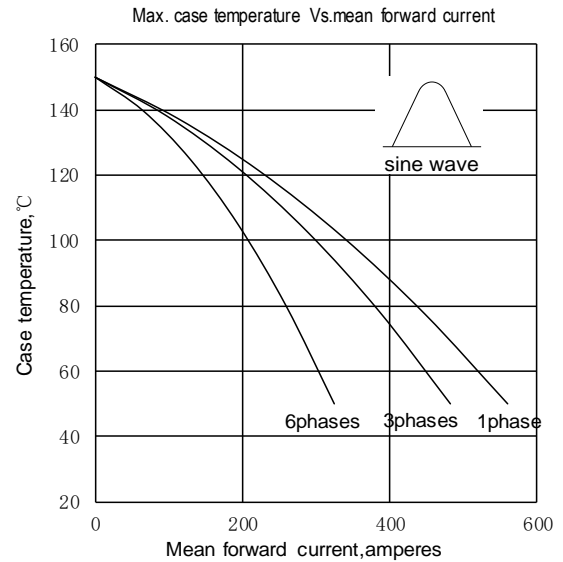


Fig.4

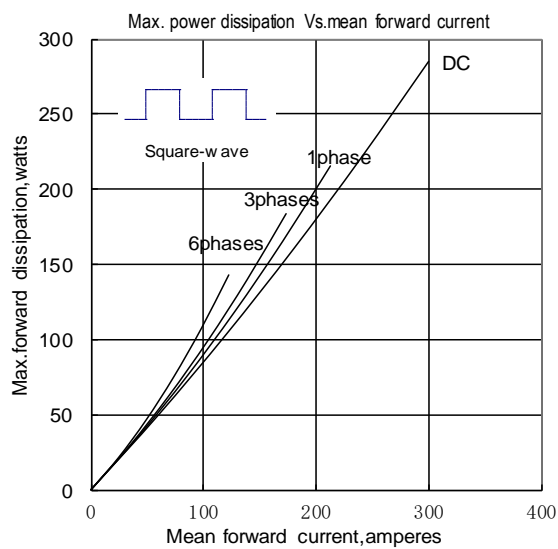


Fig.5

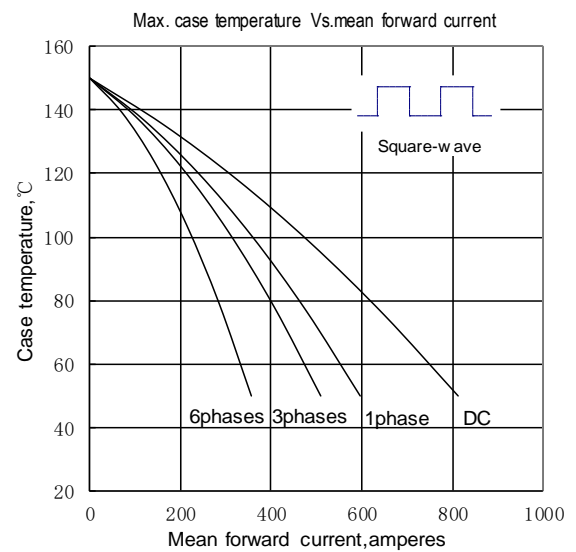


Fig.6

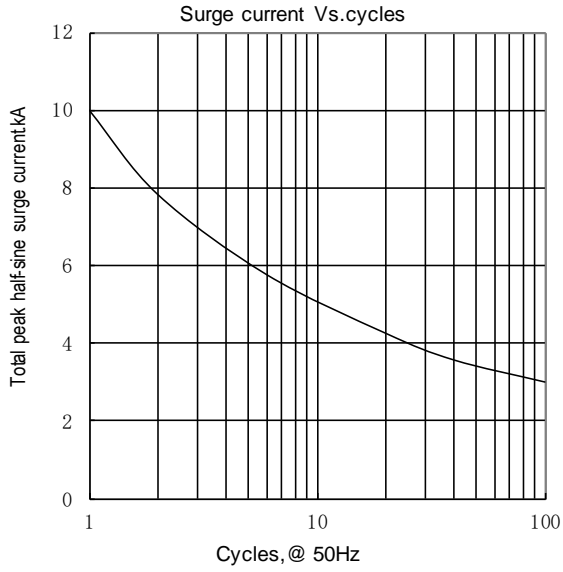
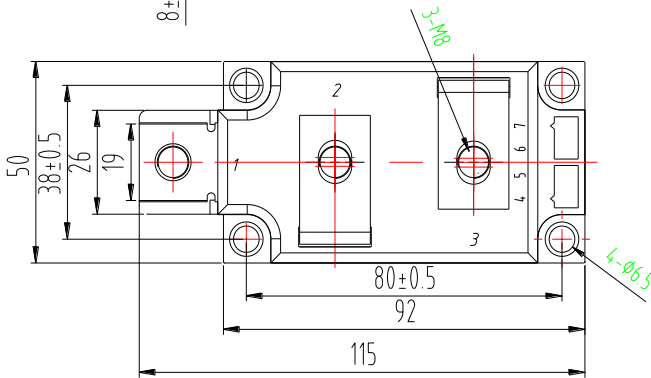
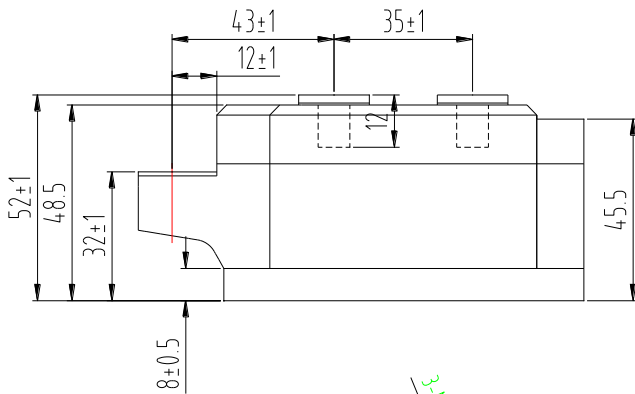
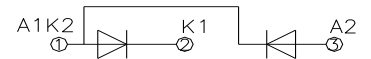


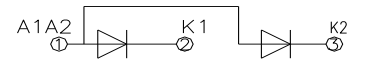
Fig.7



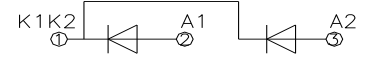
MD300D**



MR300D**



MC300D**



Unmarked dimensional tolerance : ±0.5mm