

**Features :**

- Isolated mounting base 3000V~
- Pressure contact technology with  
Increased power cycling capability
- Space and weight saving

**Typical Applications**

- Various rectifiers
- DC supply for PWM inverter

V <sub>RSM</sub>	V <sub>RSM</sub>	品名
2100V	2000V	Mx1200D200
2300V	2200V	Mx1200D220
2600V	2500V	Mx1200D250

SYMBOL	CHARACTERISTIC	TEST CONDITIONS	T <sub>j</sub> (°C)	VALUE			UNIT
				Min.	Typ.	Max.	
I <sub>F(AV)</sub>	Mean forward current	180° half sine wave 50Hz Single side cooled, T <sub>c</sub> =100°C	150			1200	A
I <sub>F(RMS)</sub>	RMS forward current		150			1884	A
I <sub>RRM</sub>	Repetitive peak current	at V <sub>RRM</sub>	150			50	mA
I <sub>FSM</sub>	Surge forward current	10ms half sine wave V <sub>R</sub> =0.6V <sub>RRM</sub>	150			34	kA
I <sup>2</sup> t	I <sup>2</sup> t for fusing coordination					5780	A <sup>2</sup> s*10 <sup>3</sup>
V <sub>FO</sub>	Threshold voltage		150			0.70	V
r <sub>F</sub>	Forward slope resistance					0.10	mΩ
V <sub>FM</sub>	Peak forward voltage	I <sub>FM</sub> =3000A	25			1.85	V
R <sub>th(j-c)</sub>	Thermal resistance Junction to case	D.C. Single side cooled per chip				0.042	°C/W
R <sub>th(c-h)</sub>	Thermal resistance case to heatsink	D.C. Single side cooled per chip				0.020	°C/W
V <sub>iso</sub>	Isolation voltage	50Hz, R.M.S, t=1min, I <sub>iso</sub> :1mA(max)		3000			V
F <sub>m</sub>	Terminal connection torque(M16)				12.0		N·m
	Mounting torque(M6)				6.0		N·m
T <sub>vj</sub>	Junction temperature			-40		150	°C
T <sub>stg</sub>	Stored temperature			-40		125	°C
W <sub>t</sub>	Weight				3660		g
Outline	M08						

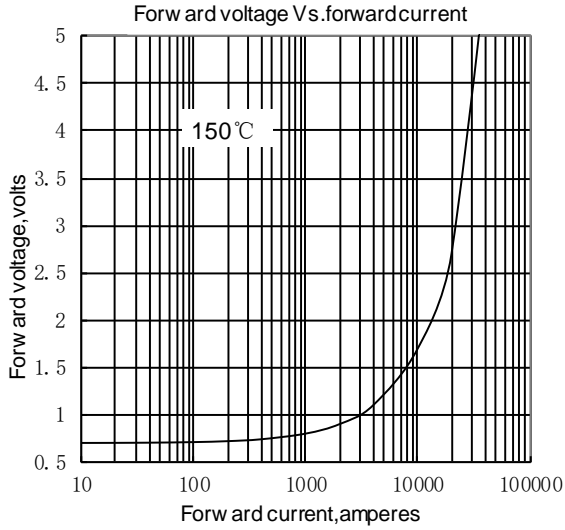


Fig. 1

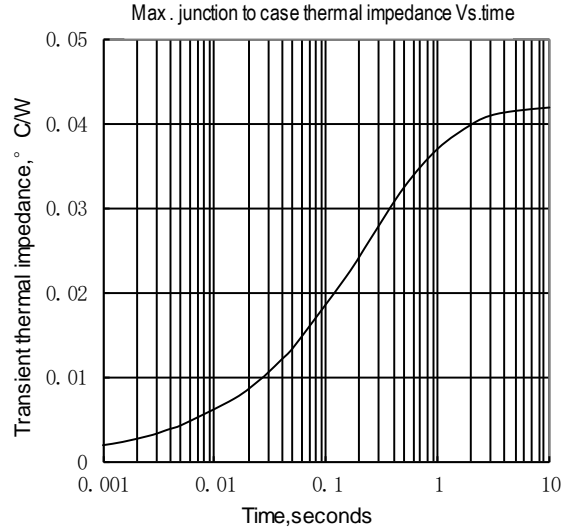


Fig. 2

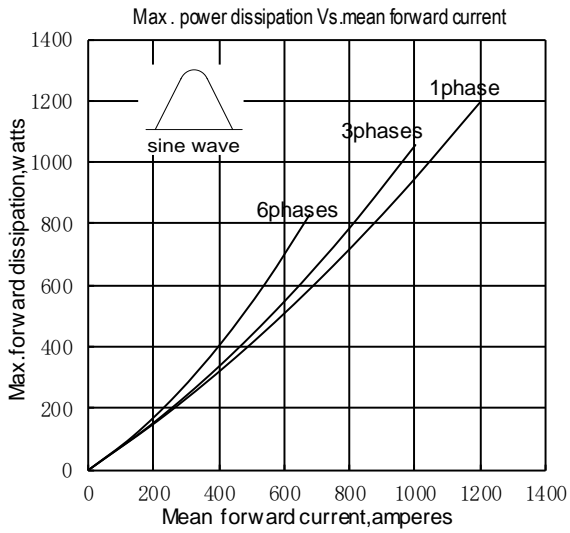


Fig. 3

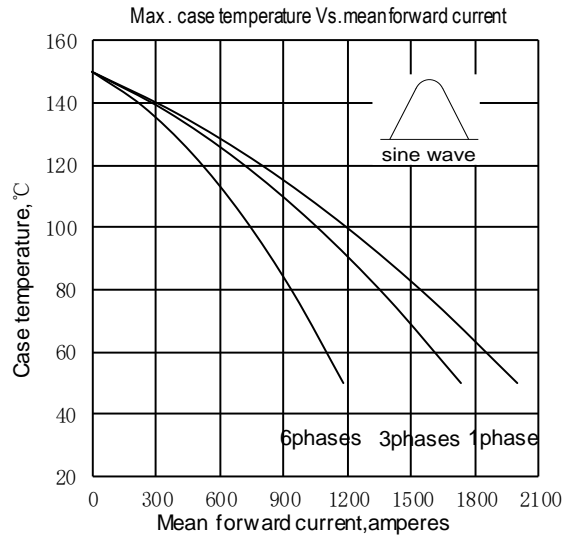


Fig. 4

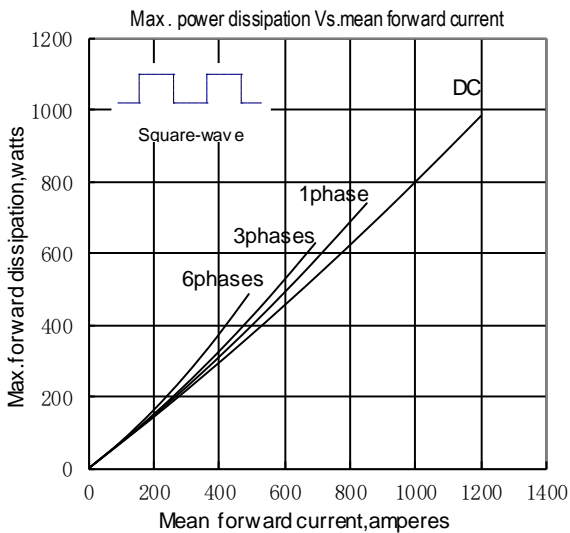


Fig. 5

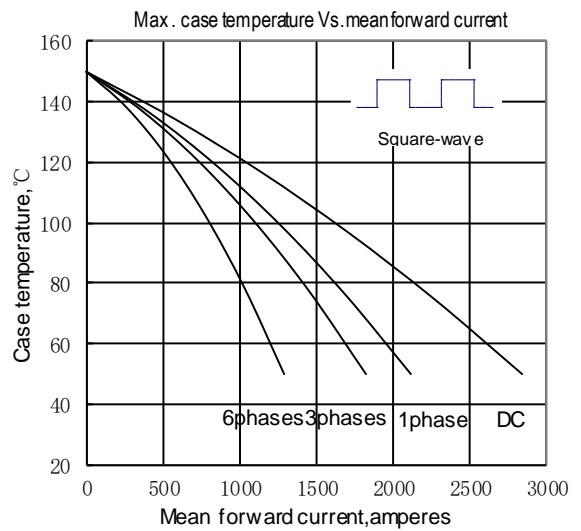


Fig. 6

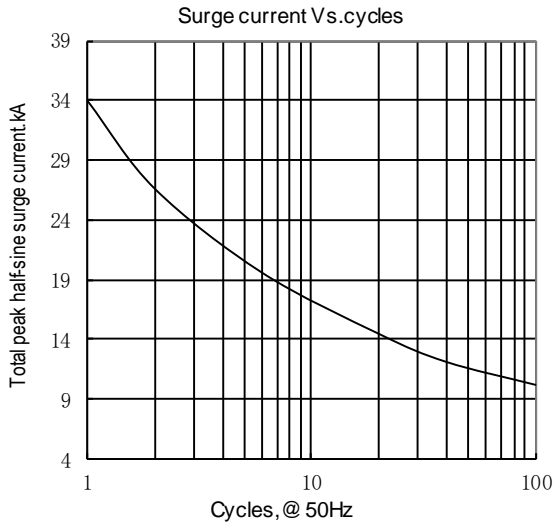
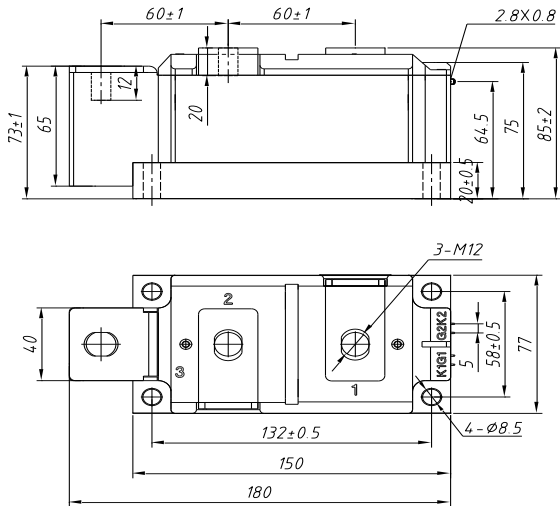
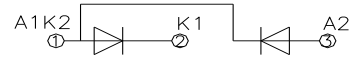


Fig.7

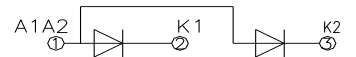


Unmarked dimensional tolerance : ±0.5mm

MD1200D\*\*



MR1200D\*\*



MC1200D\*\*

