

Features:

- Interdigitated amplifying gates
- Fast turn-on and high di/dt
- Low switching losses
- Short turn-off time
- Hermetic metal cases with ceramic insulators

$I_{T(AV)}$ **770A**
 V_{DRM}/V_{RRM} **1100~1400V**
 t_q **12~24μs**
 I_{TSM} **9.3kA**



Typical Applications

- Inductive heating
- Electronic welders
- Self-commutated inverters
- AC motor speed control
- General power switching applications

SYMBOL	CHARACTERISTIC	TEST CONDITIONS	T _j (°C)	VALUE			UNIT
				Min	Type	Max	
$I_{T(AV)}$	Mean on-state current	180° half sine wave 50Hz Double side cooled, T _c =55°C	125			770	A
V_{DRM} V_{RRM}	Repetitive peak off-state voltage Repetitive peak reverse voltage	tp=10ms	125	1100		1400	V
I_{DRM} I_{RRM}	Repetitive peak off-state current Repetitive peak reverse current	at V_{DRM} at V_{RRM}	125			40	mA
I_T/f	High frequency on-state current	F=6KHz, T _c =55°C				600	A
I_{TSM}	Surge on-state current	10ms half sine wave V _R =0.6V _{RRM}	125			9.3	kA
I^2t	I ² t for fusing coordination					432	A ² s*10 ³
V_{TO}	Threshold voltage		125			1.50	V
r_T	On-state slope resistance					0.58	mΩ
V_{TM}	Peak on-state voltage	I _{TM} =1200A, F=15kN	125			2.20	V
dv/dt	Critical rate of rise of off-state voltage	V _{DM} =0.67V _{DRM}	125			200	V/μs
di/dt	Critical rate of rise of on-state current	V _{DM} = 67%V _{DRM} to 1200A Gate pulse t _r ≤0.5μs I _{GM} =1.5A	125			1500	A/μs
Q _{rr}	Recovery charge	I _{TM} =1000A, tp=2000μs, di/dt=-60A/μs, V _R =50V	125		33		μC
t _q	Circuit commutated turn-off time	I _{TM} =1000A, tp=2000μs, V _R =50V dv/dt=30V/μs, di/dt=-60A/μs	125	12		24	μs
I _{GT}	Gate trigger current			30		250	mA
V _{GT}	Gate trigger voltage	V _A =12V, I _A =1A	25	0.8		3.0	V
I _H	Holding current			20		400	mA
V _{GD}	Non-trigger gate voltage	V _{DM} =67%V _{DRM}	125	0.3			V
R _{th(j-c)}	Thermal resistance Junction to case	At 180° sine double side cooled				0.035	°C /W
R _{th(c-h)}	Thermal resistance case to heat sink	Clamping force 15kN				0.008	
F _m	Mounting force			10		20	kN
T _{stg}	Stored temperature			-40		140	°C
W _t	Weight					240	g
Outline							

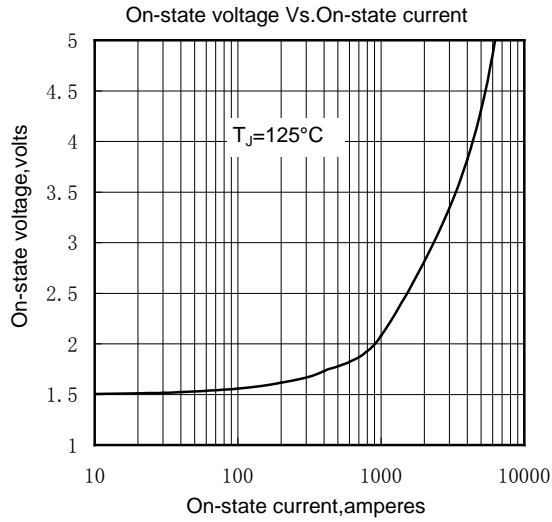


Fig. 1

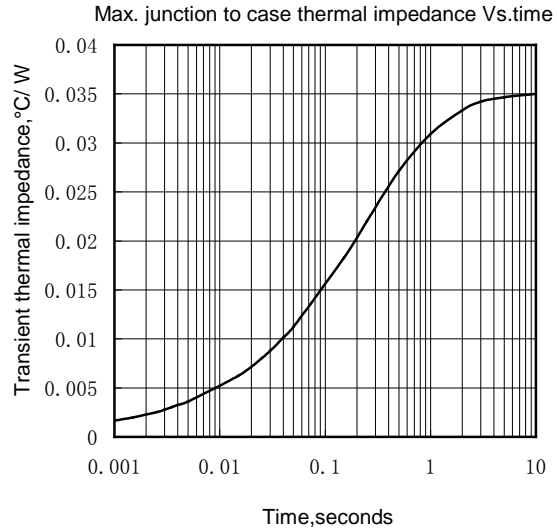


Fig. 2

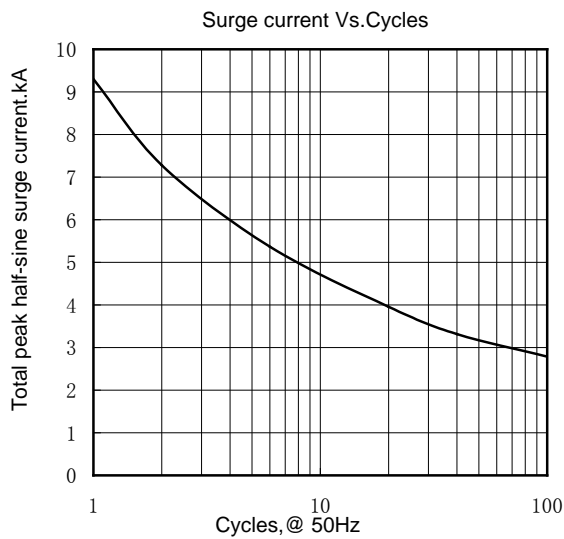


Fig. 3

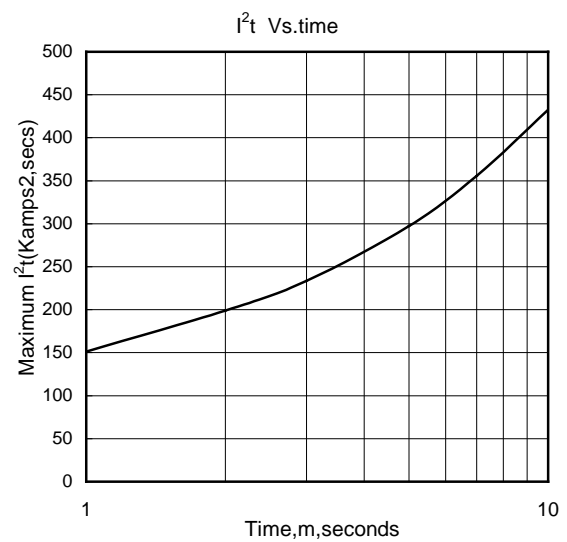


Fig. 4

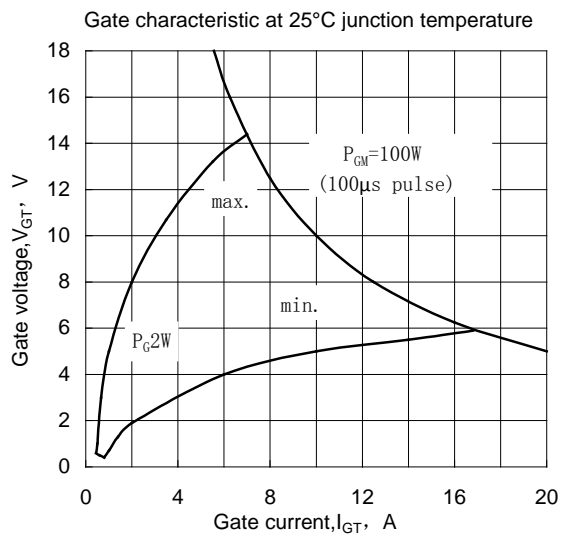


Fig. 5

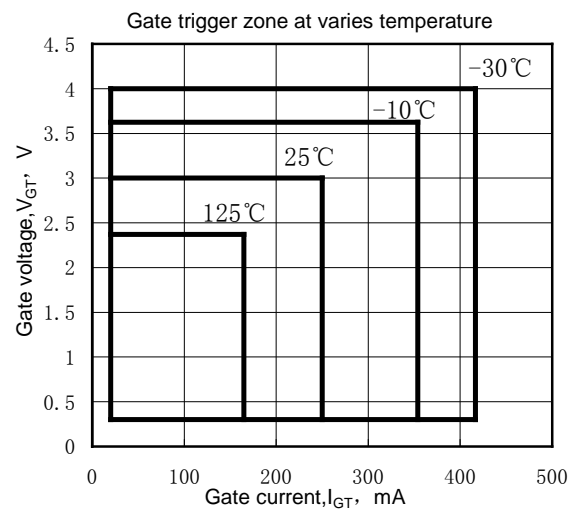


Fig. 6

Outline:

