


Features

- Low forward voltage drop
- Soft recovery
- Hermetic metal cases with ceramic insulators

$I_{F(AV)}$ **1830A**
 V_{RRM} **1100~2000V**
 t_{rr} **7.0μs**



Typical Applications

- Inverters and choppers
- Motor control
- Snubber and free-wheeling diodes

SYMBOL	CHARACTERISTIC	TEST CONDITIONS		T _j (°C)	VALUE			UNIT	
					Min	Type	Max		
I _{F(AV)}	Mean forward current	180° half sine wave 50Hz Double side cooled,	T _C =70°C	125			1830	A	
V _{RRM}	Repetitive peak reverse voltage	tp=10ms		125	1100		2000	V	
I _{RRM}	Repetitive peak current	at V _{RRM}		125			100	mA	
I _{FSM}	Surge forward current	10ms half sine wave		125			25	kA	
I ² t	I ² t for fusing coordination	V _R =0.6V _{RRM}						3125	A ² s*10 ³
V _{FO}	Threshold voltage			125			1.16	V	
r _F	Forward slope resistance							0.16	mΩ□
V _{FM}	Peak forward voltage	I _{FM} =5000A, F=28kN		125			1.96	V	
I _{rm}	Reverse recovery current			125		128		A	
t _{rr}	Reverse recovery time	I _{FM} =1000A, tp=2000μs, -di/dt=60A/μs, V _R =50V				7			μs
Q _{rr}	Recovery charge					450			μC
R _{th(j-c)}	Thermal resistance Junction to case	At 180° sine double side cooled Clamping force 28kN					0.016	°C/W	
R _{th(c-h)}	Thermal resistance case to heat sink						0.004		
F _m	Mounting force				21		30	kN	
T _{stg}	Stored temperature				-40		160	°C	
W _t	Weight					640		g	
Outline									

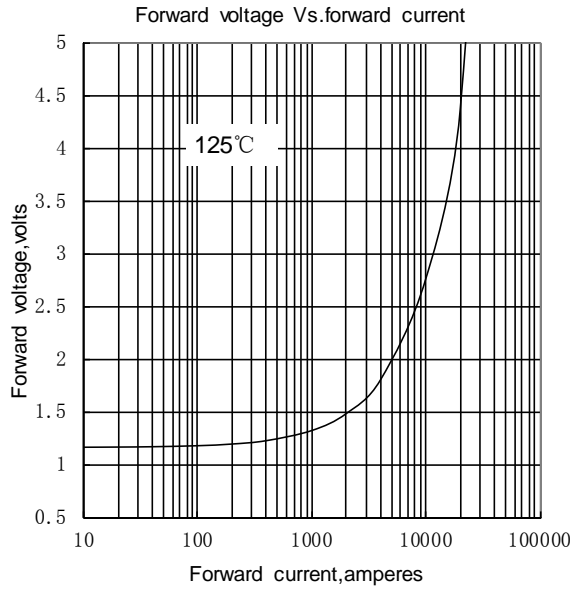


Fig.1

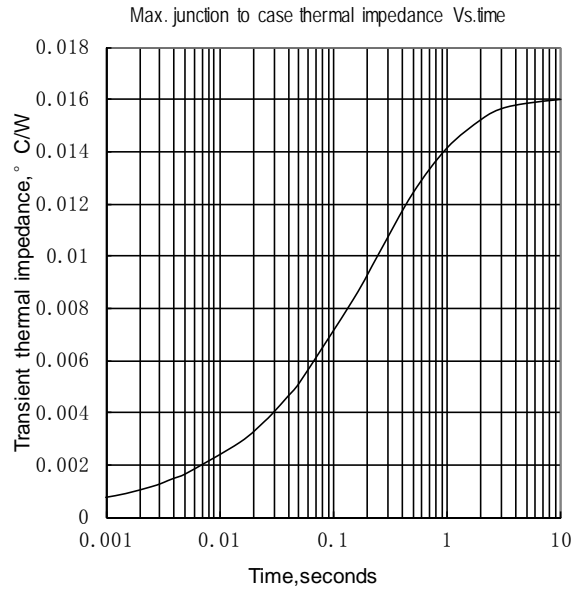


Fig.2

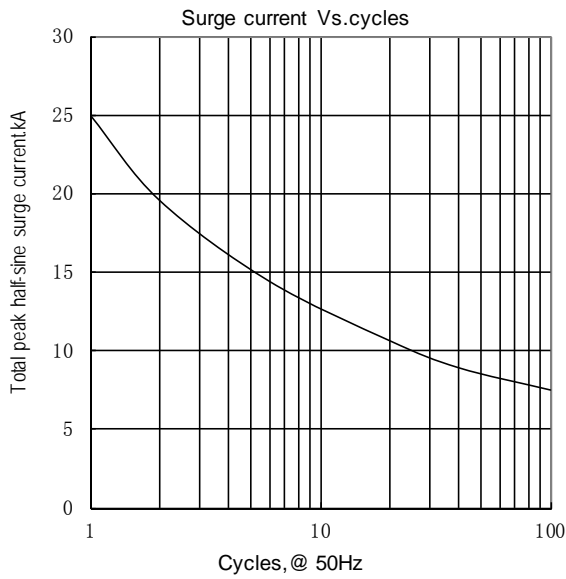


Fig.3

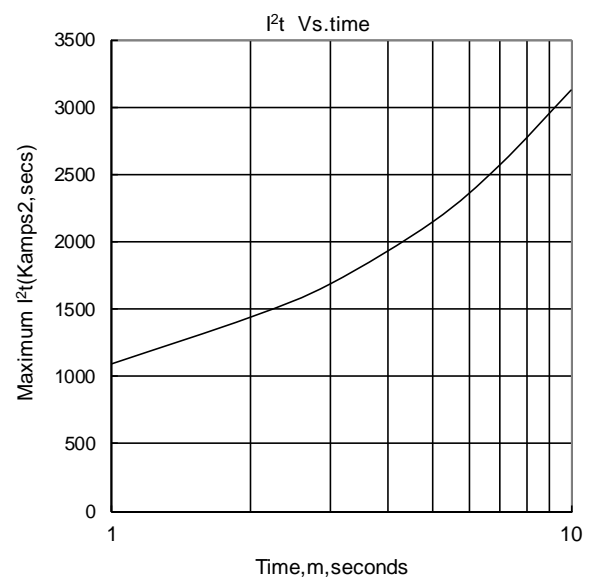


Fig.4

Outline:

