

Features:

- Interdigitated amplifying gates
- Fast turn-on and high di/dt
- Low switching losses
- Short turn-off time
- Hermetic metal cases with ceramic insulators

$I_{T(AV)}$ **1430A**
 V_{DRM}/V_{RRM} **800~1200V**
 t_q **10~20μs**
 I_{TSM} **15 kA**



Typical Applications

- Inductive heating
- Electronic welders
- Self-commutated inverters
- AC motor speed control
- General power switching applications

SYMBOL	CHARACTERISTIC	TEST CONDITIONS	T _i (°C)	VALUE			UNIT
				Min	Type	Max	
$I_{T(AV)}$	Mean on-state current	180° half sine wave 50Hz Double side cooled, T _C =55°C	125			1430	A
V_{DRM} V_{RRM}	Repetitive peak off-state voltage Repetitive peak reverse voltage	tp=10ms	125	800		1200	V
I_{DRM} I_{RRM}	Repetitive peak off state current Repetitive peak reverse current	at V_{DRM} at V_{RRM}	125			80	mA
$I_{T/f}$	High frequency on-state current	F=10KHz, T _C =55°C				600	A
I_{TSM}	Surge on-state current	10ms half sine wave	125			15	kA
I^2t	I^2t for fusing coordination	V _R =0.6V _{RRM}				1125	A ² s*10 ³
V_{TO}	Threshold voltage		125			1.32	V
r_T	On-state slope resistance					0.32	mΩ
V_{TM}	Peak on-state voltage	I _{TM} =2000A, F=24kN	125			1.96	V
dv/dt	Critical rate of rise of off-state voltage	V _{DM} =0.67V _{DRM}	125			200	V/μs
di/dt	Critical rate of rise of on-state current	V _{DM} = 67%V _{DRM} ,to2000A Gate pulse t _r ≤0.5μs I _{GM} =1.5A	125			1500	A/μs
Q _{rr}	Recovery charge	I _{TM} =1000A, tp=2000μs, di/dt=-60A/μs, V _R =50V	125		77		μC
t _q	Circuit commutated turn-off time	I _{TM} =1000A, tp=2000μs, V _R =50V dv/dt=30V/μs ,di/dt=-60A/μs	125	10		20	μs
I _{GT}	Gate trigger current	V _A =12V, I _A =1A	25	30		300	mA
V _{GT}	Gate trigger voltage			0.8		3.0	V
I _H	Holding current			20		400	mA
V _{GD}	Non-trigger gate voltage	V _{DM} =67%V _{DRM}	125	0.3			V
R _{th(j-c)}	Thermal resistance Junction to case	At 180° sine double side cooled Clamping force 24kN				0.020	°C/W
R _{th(c-h)}	Thermal resistance case to heat sink					0.005	
F _m	Mounting force			19		26	kN
T _{stg}	Stored temperature			-40		140	°C
W _t	Weight				440		g
Outline							

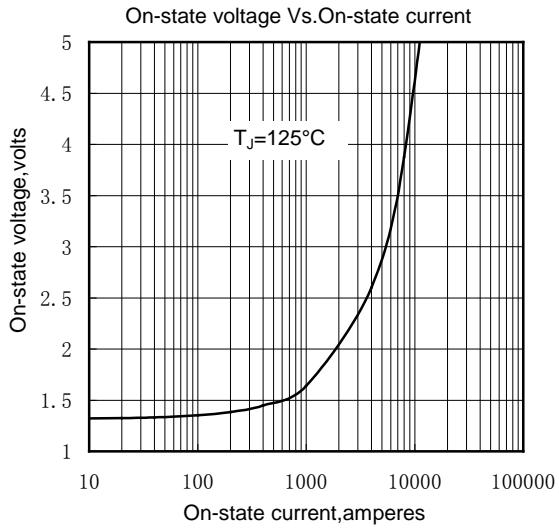


Fig. 1

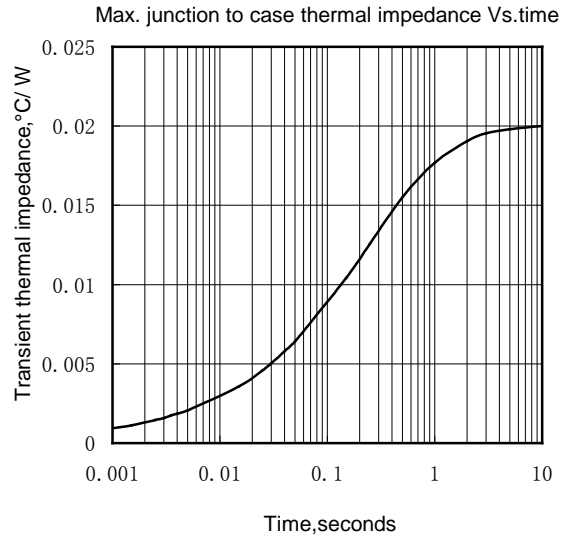


Fig. 2

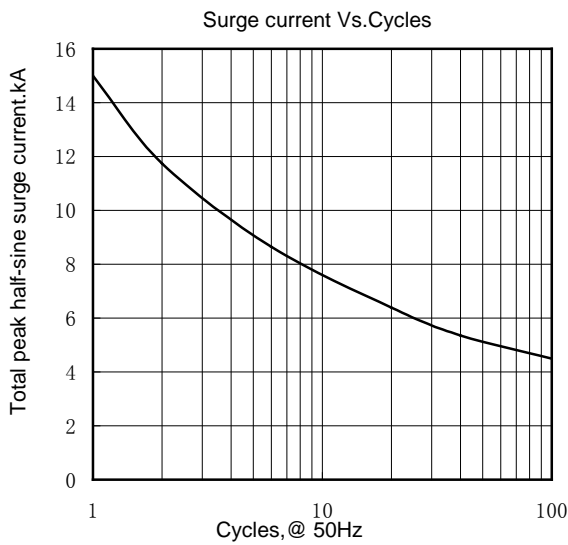


Fig. 3

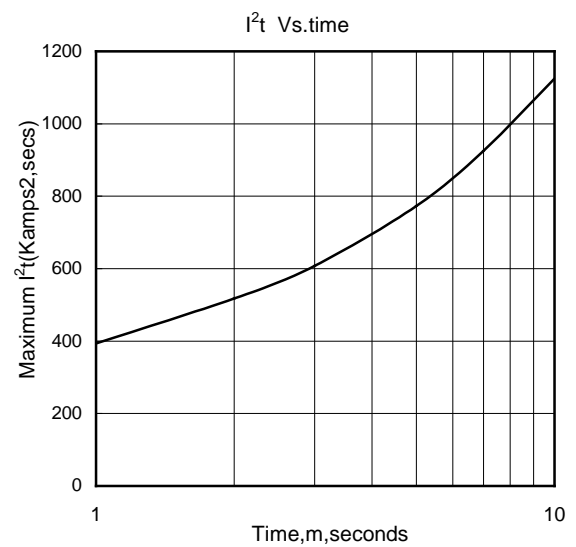


Fig. 4

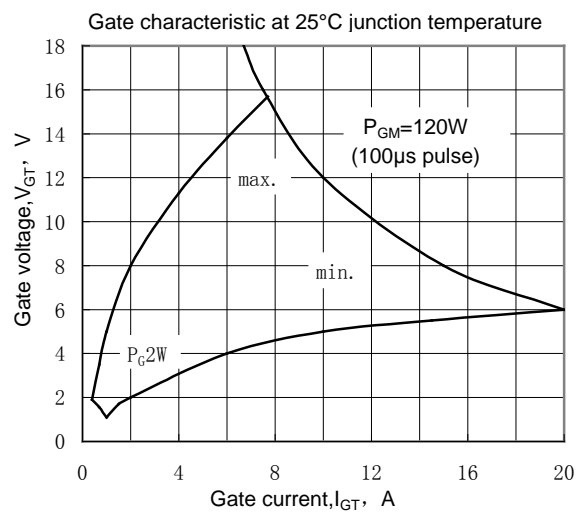


Fig. 5

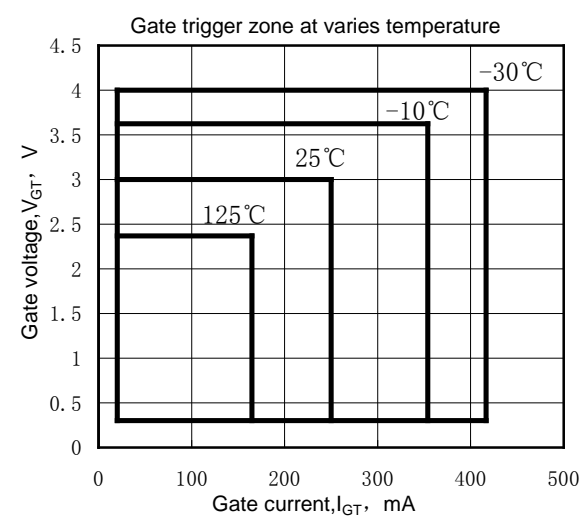


Fig. 6

Outline:

