

**Features :**

- Isolated mounting base 3000V~
- Pressure contact technology with Increased power cycling capability
- Space and weight saving

**Typical Applications**

- AC/DC Motor drives
- DC supply for PWM inverter

V <sub>RSM</sub>	V <sub>RRM</sub>	Type
900V	800V	Mx200D80
1100V	1000V	Mx200D100
1300V	1200V	Mx200D120
1500V	1400V	Mx200D140
1700V	1600V	Mx200D160
1900V	1800V	Mx200D180

SYMBOL	CHARACTERISTIC	TEST CONDITIONS	T <sub>j</sub> (°C)	VALUE			UNIT
				Min	Type	Max	
I <sub>F(AV)</sub>	Mean forward current	180° half sine wave 50Hz Single side cooled, T <sub>C</sub> =100°C	150			200	A
I <sub>F(RMS)</sub>	RMS forward current		150			314	A
I <sub>RRM</sub>	Repetitive peak current	at V <sub>RRM</sub>	150			12	mA
I <sub>FSM</sub>	Surge forward current	10ms half sine wave V <sub>R</sub> =0.6V <sub>RRM</sub>	150			7.5	kA
I <sup>2</sup> t	I <sup>2</sup> t for fusing coordination					281	A <sup>2</sup> s*10 <sup>3</sup>
V <sub>FO</sub>	Threshold voltage		150			0.75	V
r <sub>F</sub>	Forward slope resistance					0.88	mΩ
V <sub>FM</sub>	Peak forward voltage	I <sub>FM</sub> =600A	25			1.38	V
R <sub>th(j-c)</sub>	Thermal resistance Junction to case	At 180° sine Single side cooled per chip				0.21	°C/W
R <sub>th(c-h)</sub>	Thermal resistance case to heatsink	At 180° sine Single side cooled per chip				0.08	°C/W
V <sub>iso</sub>	Isolation voltage	50Hz,R.M.S,t=1min,I <sub>iso</sub> :1mA(max)		3000			V
F <sub>m</sub>	Terminal connection torque(M6)				6.0		N·m
	Mounting torque(M6)				6.0		N·m
T <sub>vj</sub>	Junction temperature			-40		150	°C
T <sub>stg</sub>	Stored temperature			-40		125	°C
W <sub>t</sub>	Weight				320		g
Outline	M02						

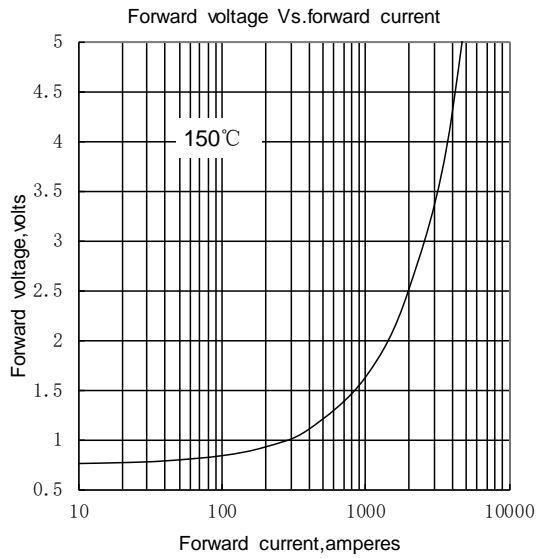


Fig.1

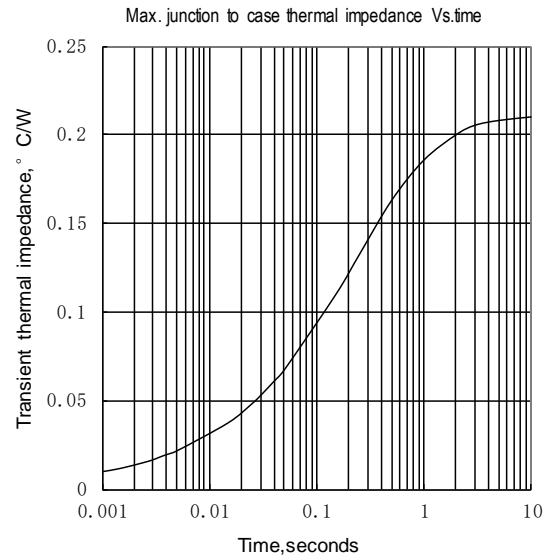


Fig.2

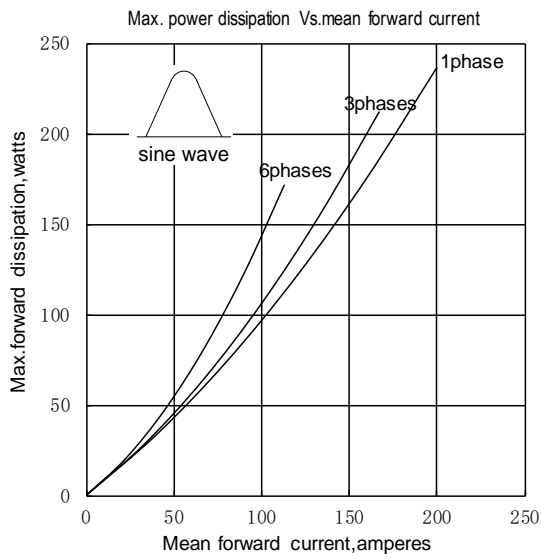


Fig.3

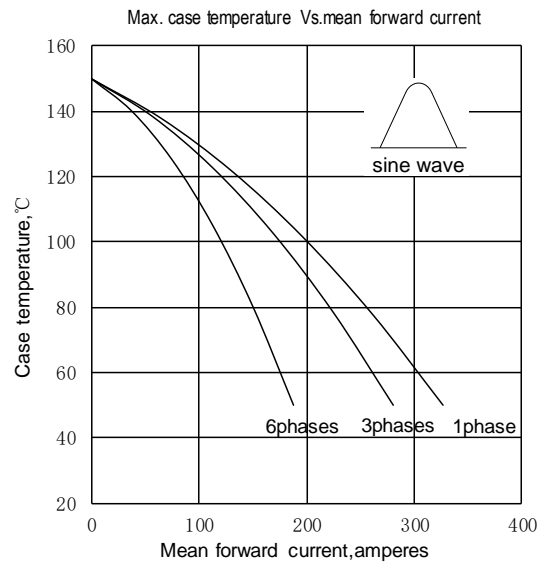


Fig.4

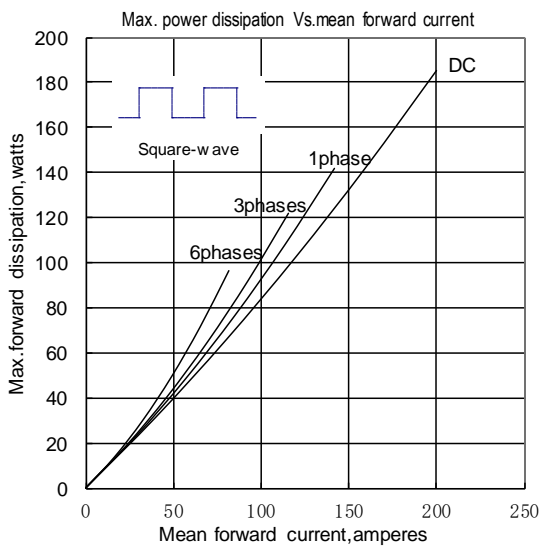


Fig.5

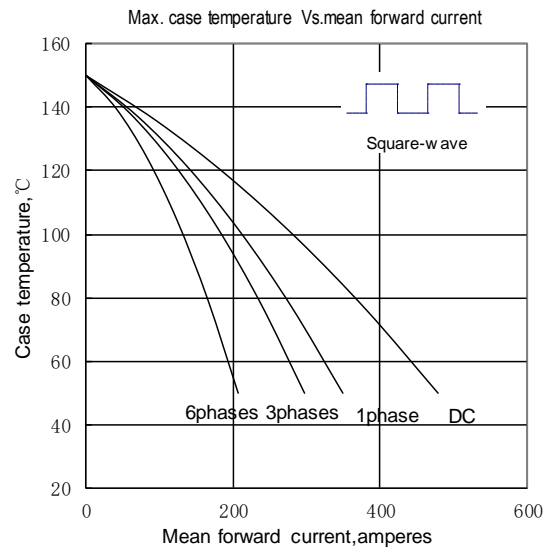


Fig.6

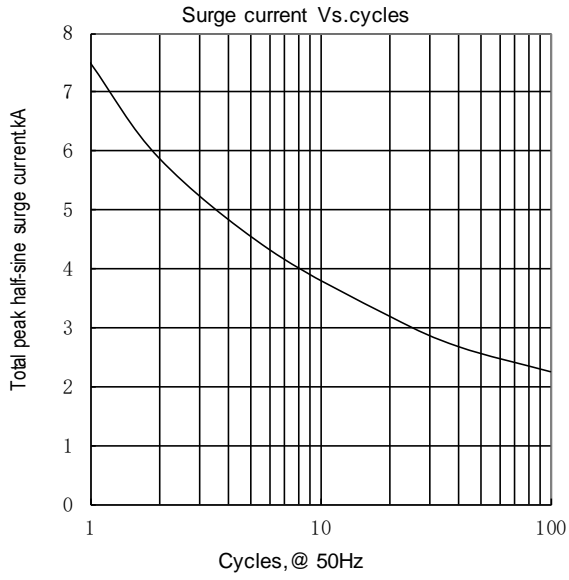


Fig.7

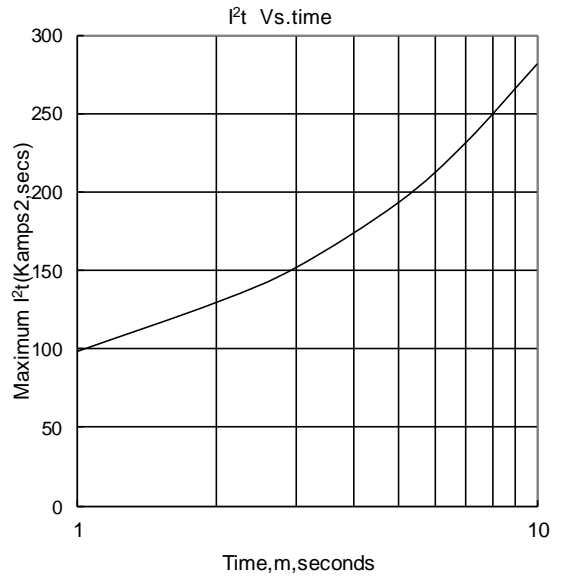


Fig.8

Outline:

