

Features :

- Isolated mounting base 3000V~
- Pressure contact technology with Increased power cycling capability
- Space and weight saving

Typical Applications

- AC/DC Motor drives
- Various rectifiers
- DC supply for PWM inverter

V_{DSM}, V_{RSM}	V_{DRM}, V_{RRM}	Type & Outline
900V	800V	Mx1200T80
1100V	1000V	Mx1200T100
1300V	1200V	Mx1200T120
1500V	1400V	Mx1200T140
1700V	1600V	Mx1200T160
1900V	1800V	Mx1200T180

SYMBOL	CHARACTERISTIC	TEST CONDITIONS	$T_j(^{\circ}C)$	VALUE			UNIT
				Min	Type	Max	
$I_{T(AV)}$	Mean on-state current	180° half sine wave 50Hz Single side cooled, $T_c=85^{\circ}C$	125			1200	A
$I_{T(RMS)}$	RMS on-state current					1884	A
I_{DRM} I_{RRM}	Repetitive peak current	at V_{DRM} at V_{RRM}	125			55	mA
I_{TSM}	Surge on-state current	10ms half sine wave ,	125			34	kA
I^2t	I^2t for fusing coordination	$V_R=0.6V_{RRM}$				5780	A^2s*10^3
V_{TO}	Threshold voltage		125			0.80	V
r_T	On-state slope resistance					0.09	m Ω
V_{TM}	Peak on-state voltage	$I_{TM}=3000A$	25			1.60	V
dv/dt	Critical rate of rise of off-state voltage	$V_{DM}=67\%V_{DRM}$	125			1000	V/ μs
di/dt	Critical rate of rise of on-state current	$I_{TM}=2400A$, Gate source 1.5A, $t_r \leq 0.5\mu s$ Repetitive	125			200	A/ μs
I_{GT}	Gate trigger current	$V_A=12V, I_A=1A$	25	30		200	mA
V_{GT}	Gate trigger voltage			1.0		3.0	V
I_H	Holding current			20		200	mA
V_{GD}	Non-trigger gate voltage	$V_{DM}=67\%V_{DRM}$	125	0.2			V
$R_{th(j-c)}$	Thermal resistance Junction to case	Single side cooled per chip				0.031	$^{\circ}C/W$
$R_{th(c-h)}$	Thermal resistance case to heatsink	Single side cooled per chip				0.020	$^{\circ}C/W$
V_{iso}	Isolation voltage	50Hz, R.M.S, $t=1min, I_{iso}=1mA(MAX)$		3000			V
F_m	Terminal connection torque(M12)				14.0		N.m
	Mounting torque(M8)				12.0		N.m
T_{vj}	Junction temperature			-40		125	$^{\circ}C$
T_{stg}	Stored temperature			-40		125	$^{\circ}C$
W_t	Weight				3660		g
Outline	M08						

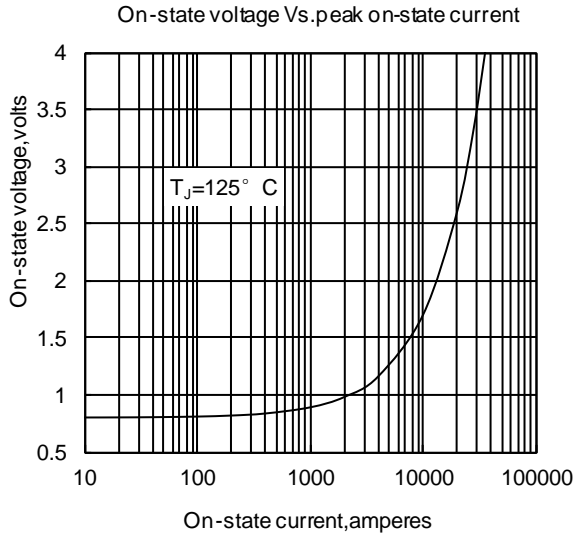


Fig1

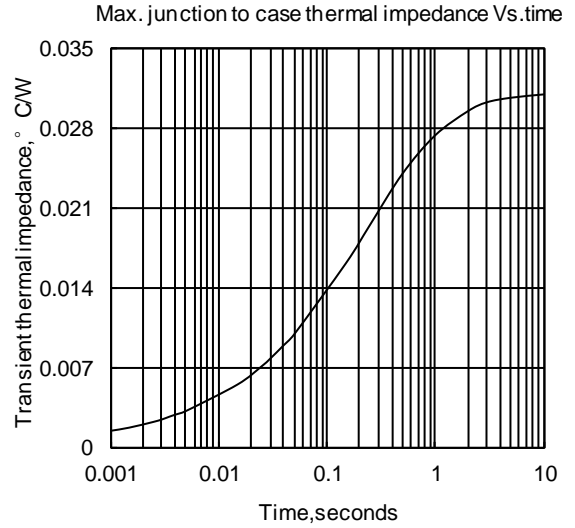


Fig2

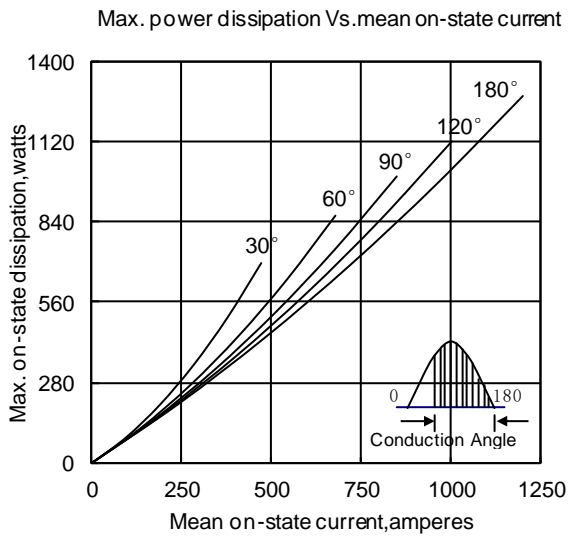


Fig3

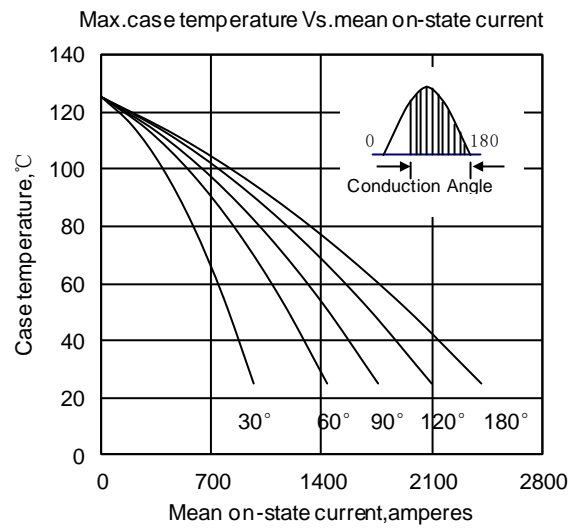


Fig4

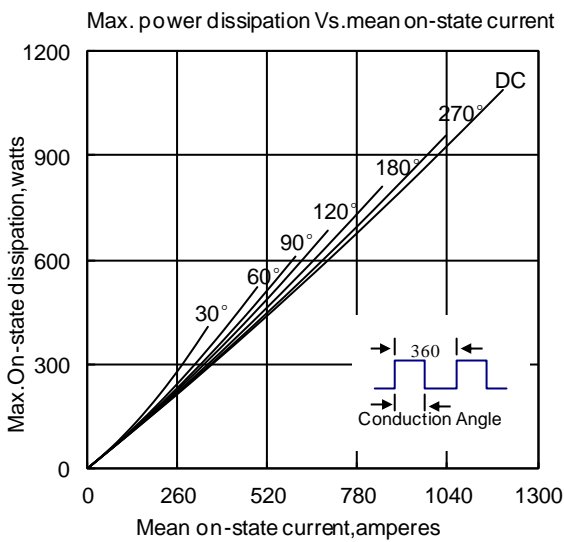


Fig5

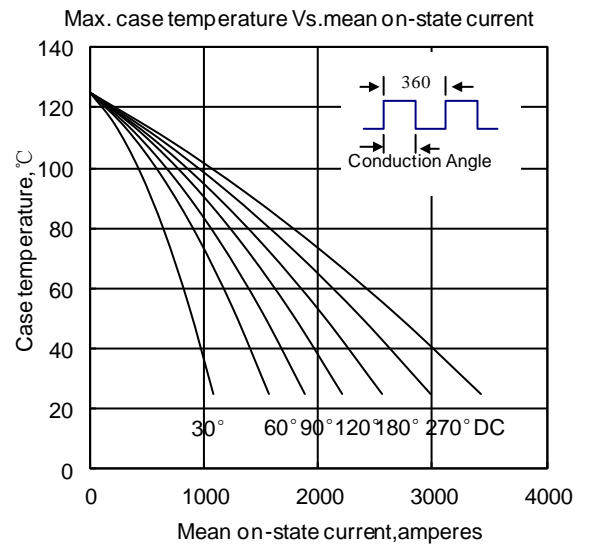


Fig6

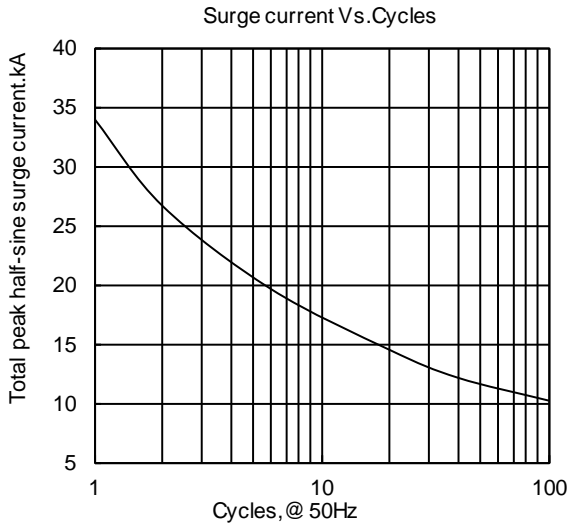


Fig7

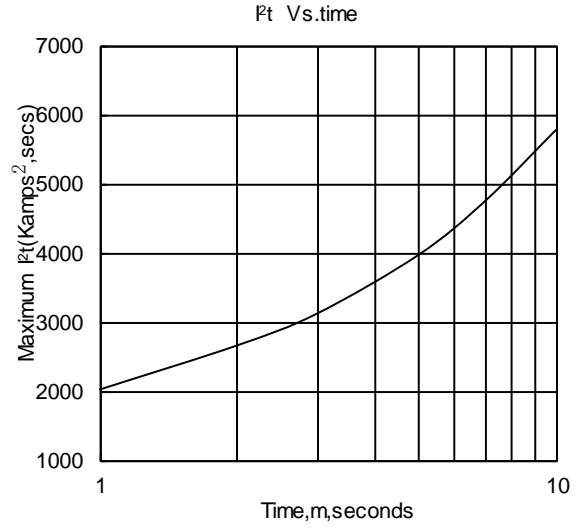


Fig8

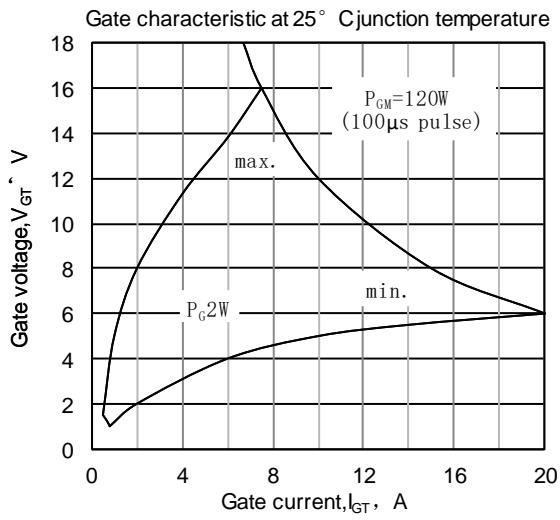


Fig9

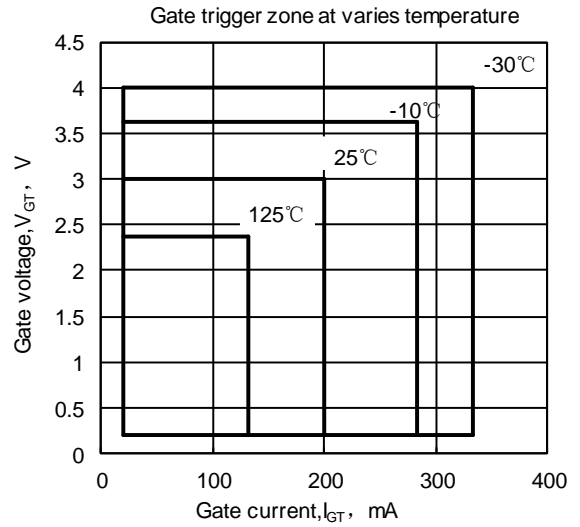


Fig10

Outline:

