

Features :

- Isolated mounting base 3000V~
- Pressure contact technology with Increased power cycling capability
- Space and weight saving

Typical Applications

- AC/DC Motor drives
- DC supply for PWM inverter

V_{RSM}	V_{RRM}	Type
2100V	2000V	Mx1200D200
2300V	2200V	Mx1200D220
2600V	2500V	Mx1200D250

SYMBOL	CHARACTERISTIC	TEST CONDITIONS	$T_j(^{\circ}C)$	VALUE			UNIT
				Min	Type	Max	
$I_{F(AV)}$	Mean forward current	180° half sine wave 50Hz Single side cooled, $T_C=100^{\circ}C$	150			1200	A
$I_{F(RMS)}$	RMS forward current		150			1884	A
I_{RRM}	Repetitive peak current	at V_{RRM}	150			50	mA
I_{FSM}	Surge forward current	10ms half sine wave $V_R=0.6V_{RRM}$	150			34	kA
I^2t	I^2t for fusing coordination					5780	$A^2s \cdot 10^3$
V_{FO}	Threshold voltage		150			0.70	V
r_F	Forward slope resistance					0.10	m Ω
V_{FM}	Peak forward voltage	$I_{FM}=3000A$	25			1.85	V
$R_{th(j-c)}$	Thermal resistance Junction to case	At 180° sine Single side cooled per chip				0.042	$^{\circ}C/W$
$R_{th(c-h)}$	Thermal resistance case to heatsink	At 180° sine Single side cooled per chip				0.020	$^{\circ}C/W$
V_{iso}	Isolation voltage	50Hz, R.M.S, $t=1min, I_{iso}: 1mA(max)$		3000			V
F_m	Terminal connection torque(M16)				12.0		N·m
	Mounting torque(M6)				6.0		N·m
T_{vj}	Junction temperature			-40		150	$^{\circ}C$
T_{stg}	Stored temperature			-40		125	$^{\circ}C$
W_t	Weight				3660		g
Outline	M08						

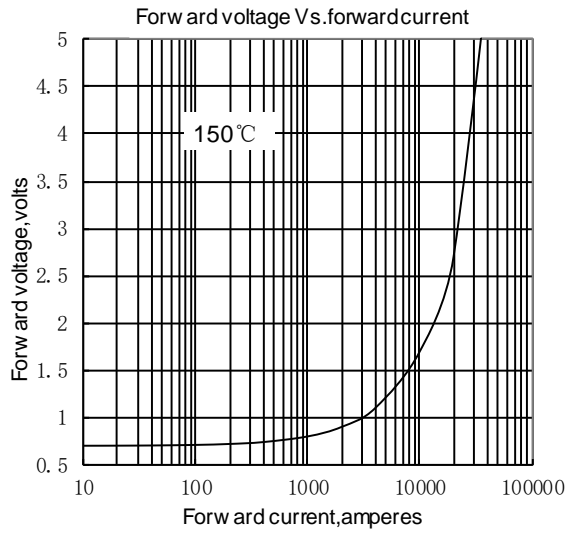


Fig. 1

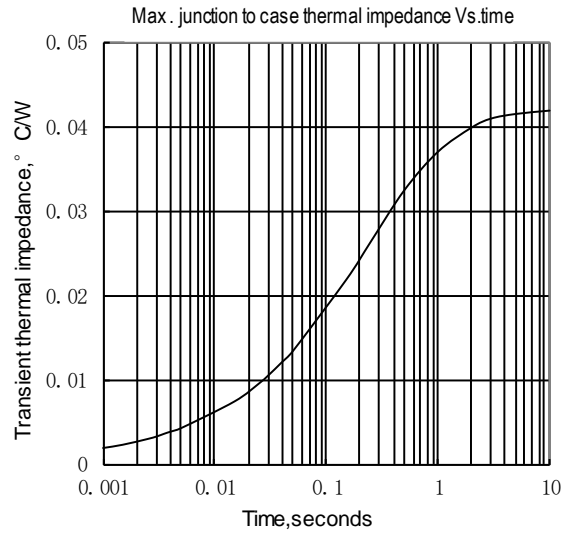


Fig. 2

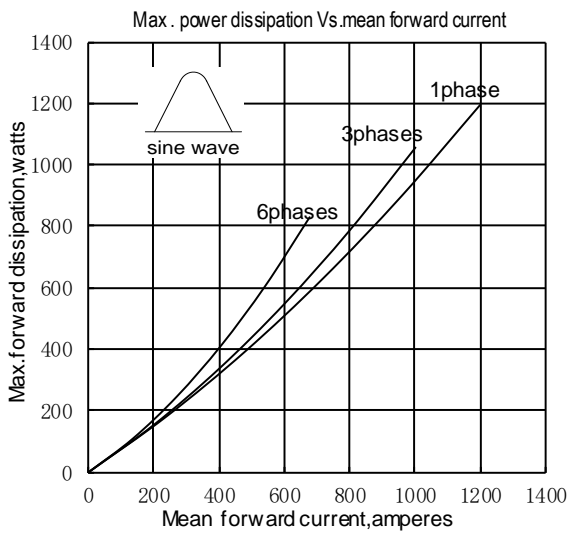


Fig. 3

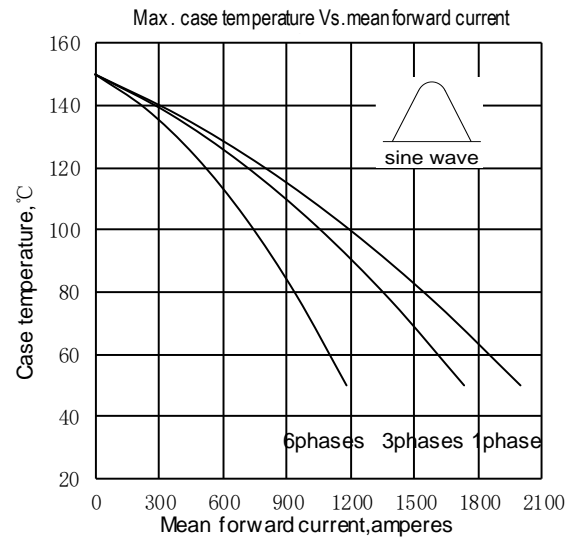


Fig. 4

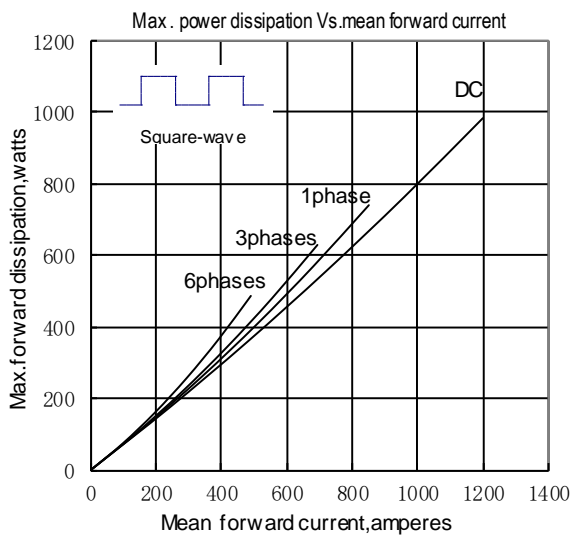


Fig. 5

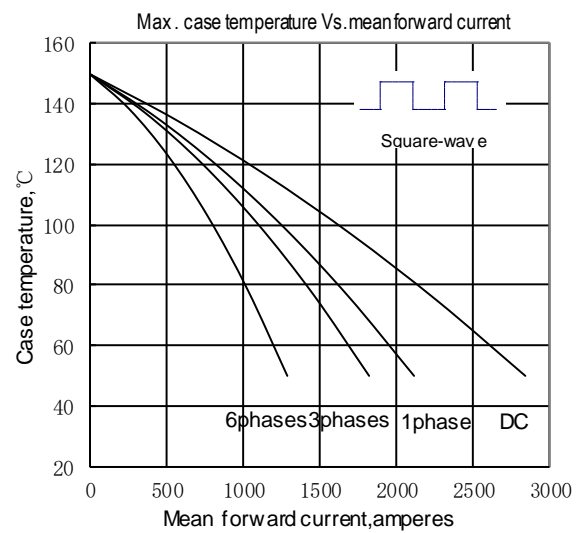


Fig. 6

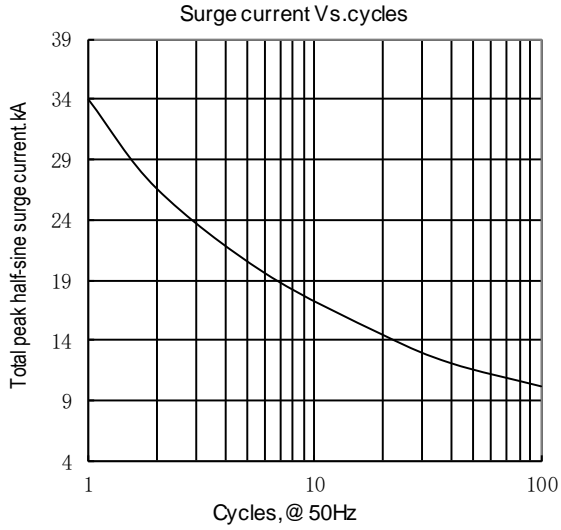


Fig.7

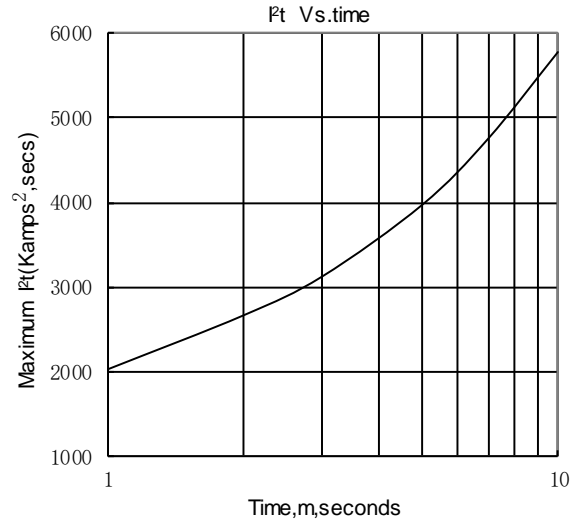
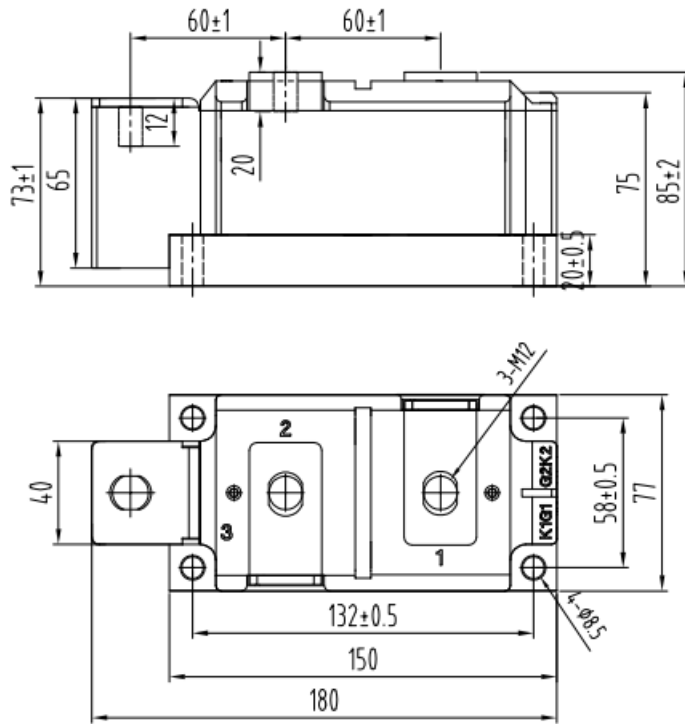
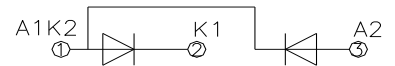


Fig.8

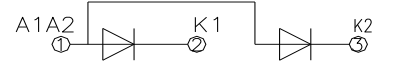
Outline:



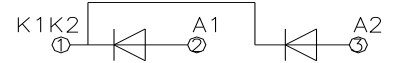
MD1200D



MR1200D



MC1200D



MH1200D

